

# IPEDS 2023-24 Data Collection System

IPEDS HELP DESK (877) 225-2568 | [ipedshelp@rti.org](mailto:ipedshelp@rti.org)  
OMB NO. 1850-0582 v.32 : Approval Expires 8/31/2025  
User ID: P1336506

## Student Financial Aid 2023-24

Institution: Florida Agricultural and Mechanical University (133650)

User ID: P1336506

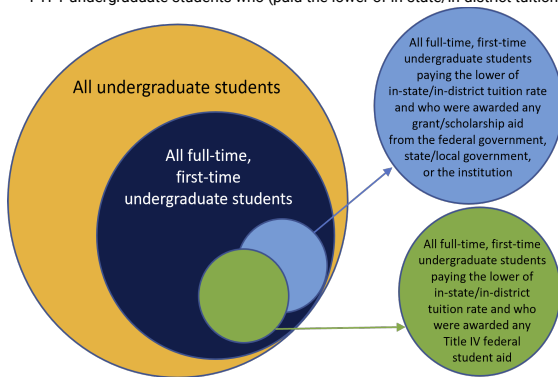
### Overview

#### IPEDS Student Financial Aid Component Overview - Academic Reporters

Welcome to the Student Financial Aid (SFA) survey component. The purpose of the SFA component is to collect information about financial aid provided to various groups of undergraduate students and military/veteran educational benefits for all students at your institution.

#### Data Reporting Reminders:

- Report data to accurately reflect the period corresponding with the IPEDS survey component, even if such reporting is seemingly inconsistent with prior-year reporting.
- Undergraduate Student Counts  
You will be asked to report information for:
  - All undergraduate students
  - Full-time, first-time degree/certificate-seeking undergraduate students (FTFT)
  - FTFT undergraduate students who (paid the lower of in-state/in-district tuition rate for public institutions and) were awarded any grant/scholarship aid from the federal government, state/local government, or the institution
  - FTFT undergraduate students who (paid the lower of in-state/in-district tuition rate for public institutions and) were awarded any Title IV federal student aid



- COA Revisions  
Revisions to Cost of Attendance (COA) used to calculate the net price of attendance can be made in this component. Consult the instructions and screens to make sure you are reporting the correct aid amounts for the correct groups of students.
- College Affordability and Transparency Lists  
Net price amounts calculated in SFA will be used to populate the U.S. Department of Education's College Affordability and Transparency lists.
- Interactive Edits and Error Messages  
SFA contains interactive edits that will check for blank fields, invalid values, or values that fall outside expected ranges. Some error messages will require you to confirm or explain the values that you entered. Some error messages are fatal and will require you to contact the IPEDS Help Desk at (877) 225-2568 for resolution.
- Context Boxes  
You will find optional text boxes throughout SFA. Context boxes allow you to provide more information about the data you enter. Some of these context boxes may be made available to the public on College Navigator, so make sure that the information you enter can be understood easily by students, parents, and the public.

#### Changes to reporting:

The following changes were implemented for the 2023-24 data collection period:

- Removed the 'Groups terminology'
- Renumbered lines on screens and in instructions
- Reiterated instructions on what is reported in each part for specific students and reporting periods
- Rephrased "room and board" terminology in survey materials to "food and housing," including Glossary terms
- Added FAQ regarding inclusion of incarcerated students
- Revised FAQ regarding experimental site participants

#### Resources:

- To download the survey materials for this component: [Survey Materials](#)
- To access your prior year data submission for this component: [Reported Data](#)

If you have questions about completing this survey, please contact the IPEDS Help Desk at 1-877-225-2568.

Institution: Florida Agricultural and Mechanical University (133650)

User ID: P1336506

Section 1: Part A - Establish Your Student Counts

Part A - Establish Your Student Counts

Instructions:

In the fields below, report the number of students enrolled in Fall 2022.

Reporting Reminders:

- Part A establishes student counts.
- The numbers on this screen are carried forward to other parts of the Student Financial Aid Survey component and checked for consistency with data reported in other survey components.

		YOUR CURRENT YEAR DATA	YOUR PRIOR YEAR DATA
		Fall 2022	Fall 2021
02	<b>i</b> All undergraduate students	<input type="text" value="7,709"/>	7,301
03	All degree/certificate-seeking undergraduate students Of those on line 02, those who are <b>degree/certificate-seeking</b>	<input type="text" value="7,436"/>	
04	Of those on line 02, those who are <b>non-degree/non-certificate-seeking</b> (Line 02 – Line 03)	273	
05	All full-time, first-time degree certificate-seeking undergraduate students Of those on line 03, those who are <b>full-time, first-time</b>	<input checked="" type="checkbox"/> <input type="text" value="1,484"/>	1,139
06	Of those on line 05, those awarded any: <ul style="list-style-type: none"> <li>• <b>Federal Work Study</b>,</li> <li>• <b>Loans to students</b>,</li> <li>• Grant or scholarship aid from the federal government, state/local government, the institution, or</li> <li>• Other sources known to the institution</li> </ul>	<input checked="" type="checkbox"/> <input type="text" value="1,379"/>	1,121
07	Of those on line 05, those awarded any: <ul style="list-style-type: none"> <li>• <b>loans to students</b> or</li> <li>• Grant or scholarship aid from the federal government, state/local government, or the institution</li> </ul>	<input type="text" value="1,316"/>	1,120
08	Of those on line 05, those (paying the lower of in-state or in-district tuition rate for public institutions) who were awarded grant or scholarship aid from the federal government, state/local government, or the institution	<input type="text" value="805"/>	759
09	Of those on line 05, those (paying the lower of in-state or in-district tuition rate for public institutions) who were awarded any <b>Title IV federal student aid</b>	<input type="text" value="752"/>	755

Institution: Florida Agricultural and Mechanical University (133650)

User ID: P1336506

Section 1: Part B - Student Counts and Financial Aid Award Amounts

Part B - Enter Student Counts and Financial Aid Award Amounts

For this part, report:

For These Students	The Following Type(s) of Aid	Awarded in This Period
<ul style="list-style-type: none"> <li>All undergraduate students enrolled in Fall 2022 for the 2022-23 academic year as defined by the institution</li> </ul>	<ul style="list-style-type: none"> <li>Grant or scholarship aid from:                             <ul style="list-style-type: none"> <li>federal government</li> <li>state/local government</li> <li>the institution</li> <li>other sources known to the institution</li> </ul> </li> <li>Loans to students from:                             <ul style="list-style-type: none"> <li>the federal government</li> </ul> </li> </ul>	<ul style="list-style-type: none"> <li>Any time during academic year 2022-23</li> </ul>
Information from Part A		Fall 2022
All undergraduate students (This number is carried forward from Part A, Line 02.)		7,709
Degree/certificate-seeking undergraduate students (This number is carried forward from Part A, Line 03.)		7,436
Non-degree/non-certificate-seeking undergraduate students (This number is carried forward from Part A, Line 04.)		273

In the fields below, report the student counts and the total amount of aid awarded for each aid type and student category.

Aid Type	2022-23											
	All undergraduate students				All degree/certificate-seeking undergraduates				All non-degree/non-certificate-seeking undergraduates			
	Number students who were awarded aid	Percentage of students who were awarded aid	Total amount of aid awarded	Average amount of aid awarded (Col.3/Col.1)	Number students who were awarded aid	Percentage of students who were awarded aid	Total amount of aid awarded	Average amount of aid awarded (Col.7/Col.5)	Number students who were awarded aid (Col.1-Col.5)	Percentage of students who were awarded aid	Total amount of aid awarded (Col.3-Col.7)	Average amount of aid awarded
	Col. 1	Col. 2	Col. 3	Col. 4	Col. 5	Col. 6	Col. 7	Col. 8	Col. 9	Col. 10	Col. 11	Col. 12
01 Grant or scholarship aid from the federal government, state/local government, the institution, and other sources known to the institution (Do NOT include federal student loans)	5,788	75	54,704,556	9,451	5,784	78	54,676,539	9,453	4	1	28,017	7,004
02 Federal Pell Grants	4,284	56	24,419,698	5,700	4,281	58	24,408,106	5,701	3	1	11,592	3,864
03 Federal loans to students	3,927	51	25,403,239	6,469	3,926	53	25,395,739	6,469	1	0	7,500	7,500

You may use the box below to provide additional context for the data you have reported above. Context notes will be posted on the College Navigator website. Therefore, you should write all context notes using proper grammar (e.g., complete sentences with punctuation) and common language that can be easily understood by students and parents (e.g., spell out acronyms).

Non-applicable

Institution: Florida Agricultural and Mechanical University (133650)

User ID: P1336506

Section 1: Part C, Page 1 - full-time, first-time degree/certificate-seeking undergraduate students

**Part C, Page 1 - Enter Information about full-time, first-time degree/certificate-seeking undergraduate students**

Reporting Reminders:

- In the fields below, report the number of full-time, first-time degree/certificate-seeking undergraduate students enrolled in Fall 2022 paying the lower of in-state or in-district tuition rate. If your institution does not offer different rates, report all students as paying in-state tuition rates.

Information from Part A		Fall 2022		
01	Full-time, first-time degree/certificate-seeking undergraduate students (This number is carried forward from Part A, Line 05)	1,484		
Full-time, first-time students:		YOUR CURRENT YEAR DATA		YOUR PRIOR YEAR DATA
		Fall 2022		Fall 2021
		Number of students	Percentage of students	Percentage of students
02	<u>paying in-district tuition rates</u>	<input type="text" value="0"/>	0	0
03	<u>paying in-state tuition rates</u>	<input type="text" value="972"/>	65	68
04	<u>paying out-of-state tuition rates</u>	<input type="text" value="512"/>	35	32
05	Unknown (calculated value) This value is calculated using the following formula: [Line 01-(Line 02 +Line 03 +Line 04)]	0	0	0

Institution: Florida Agricultural and Mechanical University (133650)

User ID: P1336506

Section 1: Part C, Page 2 - full-time, first-time degree/certificate-seeking undergraduate students

Part C, Page 2 - Enter Information about full-time, first-time degree/certificate-seeking undergraduate students.

For this part, report:

For These Students	The Following Type(s) of Aid	Awarded in This Period
<ul style="list-style-type: none"> <li>Full-time, first-time degree/certificate-seeking undergraduate students enrolled in Fall 2022 for the 2022-23 academic year as defined by the institution</li> </ul>	<ul style="list-style-type: none"> <li>Grant or scholarship aid from:                             <ul style="list-style-type: none"> <li>federal government</li> <li>state/local government</li> <li>the institution</li> </ul> </li> <li>Loans to students from:                             <ul style="list-style-type: none"> <li>the federal government</li> <li>other sources, including private or other loans</li> </ul> </li> <li>Do not include:                             <ul style="list-style-type: none"> <li>grant or scholarship aid from private or other sources</li> <li>PLUS loans or loans made to anyone other than the student</li> </ul> </li> </ul>	<ul style="list-style-type: none"> <li>Any time during academic year 2022-23</li> </ul>

Information from Part A	Fall 2022
Full-time, first-time degree/certificate-seeking undergraduate students (This number is carried forward from Part A, Line 05)	1,484
(This number is carried forward from Part A, Line 06) <ul style="list-style-type: none"> <li>Full-time, first-time degree/certificate-seeking undergraduate students awarded:                             <ul style="list-style-type: none"> <li>Federal Work Study</li> <li>Loans to students</li> <li>Grant or scholarship aid from the federal government, state/local government, or the institution</li> <li>Other sources known to the institution</li> </ul> </li> </ul>	1,379
(This number is carried forward from Part A, Line 07) <ul style="list-style-type: none"> <li>Full-time, first-time degree/certificate-seeking undergraduate students awarded:                             <ul style="list-style-type: none"> <li>Loans to students</li> <li>Grant or scholarship aid from the federal government, state/local government, or the institution</li> </ul> </li> </ul>	1,316
(This number is carried forward from Part A, Line 08) <ul style="list-style-type: none"> <li>Full-time, first-time degree/certificate-seeking undergraduate students who paying the lower of in-state or in-district tuition rate for public institutions were awarded:                             <ul style="list-style-type: none"> <li>Grant or scholarship aid from the federal government, state/local government, or the institution</li> </ul> </li> </ul>	805

In the fields below, report the number of full-time, first-time degree/certificate-seeking undergraduate students and the total amount of aid awarded for each type of aid. Enter unduplicated student counts within a each aid category (e.g., Federal Pell Grants). However, a student can appear in more than one aid category.

Aid Type		Full-time, first-time degree/certificate-seeking undergraduate students (Part A, Line 05)				
		CURRENT YEAR DATA				YOUR PRIOR YEAR DATA
		Fall 2022				Fall 2021
		Number of FTFT students awarded aid	Percentage of FTFT students awarded aid	Total amount of aid awarded to FTFT students	Average amount of aid awarded to FTFT students	Average amount of aid awarded to FTFT students
01	Grants or scholarships from the federal government, state/local government, or the institution	1,175	79	10,227,135	<input checked="" type="checkbox"/> 8,704	12,191
02	Federal grants and scholarship aid	832	56	5,055,251	<input checked="" type="checkbox"/> 6,076	8,419
03	Federal Pell Grants	831	56	4,778,029	5,750	5,606
04	Other federal grants and scholarship aid	187	13	277,222	<input checked="" type="checkbox"/> 1,482	5,202
05	State/local government grant or scholarship aid (includes fellowships/tuition waivers/exemptions)	554	37	2,536,404	4,578	4,555
06	Institutional grant or scholarship aid (includes fellowships/tuition waivers/exemptions)	716	48	2,635,480	3,681	3,769
07	Loans to students	826	56	5,182,718	6,274	5,747
08	Federal loans to students	818	55	4,604,611	5,629	5,103
09	Other loans to students (including private loans)	53	4	578,107	<input checked="" type="checkbox"/> 10,908	17,213

You may use the box below to provide additional context for the data you have reported above. Context notes will be posted on the College Navigator website. Therefore, you should write all context notes using proper grammar (e.g., complete sentences with punctuation) and common language that can be easily understood by students and parents (e.g., spell out acronyms).

Non-applicable

Institution: Florida Agricultural and Mechanical University (133650)

User ID: P1336506

Section 1: Comparison Chart

Comparison Chart

Reporting Reminders:

- Based on the information reported on the previous screens for all undergraduate students and full-time, first-time degree/certificate-seeking undergraduate students, this comparison chart seeks to help institutions check their reported data. Assuming the information reported is correct, the calculated fields for 'All Other Undergraduate students' should be the balance. Similarly, comparison chart values for all degree/certificate and all non-degree/certificate undergraduates should match the total reported in columns 1-4 in Section 1, Part B. If the balance does not check with your institution's calculations, please correct your reported numbers before moving forward with the completion of the SFA survey component.
- Data for all degree/certificate seeking undergraduate students and full-time, first-time undergraduate students are published on College Navigator.

Note:

- Data for the 'all other degree/certificate undergraduate' students and all non-degree/certificate undergraduate students will appear in the IPEDS Data Center for data users, but not in College Navigator.

		Fall 2022	Academic Year 2022-23	Academic Year 2022-23
		Number of students	Federal Pell grants	Federal Student Loans
01	All degree/certificate seeking undergraduate students	7,436		
02	Number of students awarded aid		4,281	3,926
03	Percentage awarded aid		58	53
04	Total amount of aid awarded		24,408,106	25,395,739
05	Average amount of aid awarded		5,701	6,469
06	Full-time, first-time degree/certificate seeking undergraduate students	1,484		
07	Number of students awarded aid		831	818
08	Percentage awarded aid		56	55
09	Total amount of aid awarded		4,778,029	4,604,611
10	Average amount of aid awarded		5,750	5,629
11	All other degree/certificate seeking undergraduate students	5,952		
12	Number of students awarded aid		3,450	3,108
13	Percentage awarded aid		58	52
14	Total amount of aid awarded		19,630,077	20,791,128
15	Average amount of aid awarded		5,690	6,690
16	All non-degree/non-certificate-seeking undergraduate students	273		
17	Number of students awarded aid		3	1
18	Percentage awarded aid		1	0
19	Total amount of aid awarded		11,592	7,500
20	Average amount of aid awarded		3,864	7,500

Institution: Florida Agricultural and Mechanical University (133650)

User ID: P1336506

Section 1: Cost of Attendance

Cost of attendance for full-time, first-time undergraduate students

Reporting Reminders:

- These numbers are carried forward from Institutional Characteristics (IC) Survey and should only be changed if an error was made in the reporting.
- Please review the amounts below for accuracy and consistency with your institution's records. These data will be made available to the public on College Navigator. If your institution participates in any Title IV programs (Federal Pell Grant, Federal Direct Loan, etc.), all information must be reported.
- Estimates of expenses for books and supplies, food and housing, and other expenses are those from the **Cost of Attendance report** used by the financial aid office in determining financial need. Please talk to your IC Survey data reporter before changing these numbers to ensure the data is correct.

Charges for full academic year	2020-21	2021-22	2022-23
<b>Published tuition and required fees:</b>			
<u>In-district</u>			
Tuition	3,152	3,152	3,152
Required fees	2,633	2,633	2,633
Tuition + fees total	5,785	5,785	5,785
<u>In-state</u>			
Tuition	3,152	3,152	3,152
Required fees	2,633	2,633	2,633
Tuition + fees total	5,785	5,785	5,785
<u>Out-of-state</u>			
Tuition	14,524	14,524	14,524
Required fees	3,201	3,201	3,201
Tuition + fees total	17,725	17,725	17,725
<b>Books and supplies</b>			
	1,138	1,138	1,138
<b>On-campus:</b>			
Food and housing	11,644	11,644	11,644
Other expenses	5,586	5,586	5,586
Food and housing and other expenses	17,230	17,230	17,230
<b>Off-campus (not with family):</b>			
Food and housing	9,872	9,872	9,872
Other expenses	6,550	6,550	6,550
Food and housing and other expenses	16,422	16,422	16,422
<b>Off-campus (with family):</b>			
Other expenses	6,550	6,550	6,550

Institution: Florida Agricultural and Mechanical University (133650)

User ID: P1336506

Section 1: Part D

**Part D - Enter information about full-time, first-time degree/certificate-seeking undergraduate students paying the lower of in-state or in-district tuition rate who were awarded grant or scholarship aid from the following sources: the federal government, state/local government, or the institution**


Reporting Reminders:

- The information you report in this part will be used in Part F to calculate average institutional net price.
- Do not include students who received HEERF grants only.
- For this part, report:

For These Students	The Following Type(s) of Aid	Awarded in This Period
<ul style="list-style-type: none"> <li>• Full-time, first-time degree/certificate-seeking undergraduate students enrolled in Fall 2022 for the 2022-23 academic year as defined by the institution paying the lower of in-state or in-district tuition rate for public institutions who were awarded grant or scholarship aid from the following sources: the federal government, state/local government, or the institution</li> <li>• Do <b>not</b> include students awarded only grant or scholarship aid from private or other sources, or students awarded only non-grant aid</li> </ul>	<ul style="list-style-type: none"> <li>• Grant or scholarship aid from:                             <ul style="list-style-type: none"> <li>◦ federal government</li> <li>◦ state/local government</li> <li>◦ the institution</li> </ul> </li> <li>• Do <b>not</b> include:                             <ul style="list-style-type: none"> <li>◦ grant or scholarship aid from private or other sources</li> <li>◦ federal student loans</li> <li>◦ parent PLUS loans</li> <li>◦ private loans</li> <li>◦ HEERF grants</li> <li>◦ Federal Work Study amounts</li> </ul> </li> </ul>	<ul style="list-style-type: none"> <li>• Any time during academic year 2022-23</li> </ul>

In the fields below, report the number of full-time, first-time degree/certificate-seeking undergraduate students paying the lower of in-state or in-district tuition rate awarded grant or scholarship aid from the following sources: the federal government, state/local government, or the institution with each type of living arrangement and the total amount of grant or scholarship aid from the federal government, state/local government, or the institution awarded to these students. Do not include HEERF grants.

Information from Part A:		YOUR PRIOR YEAR DATA 2020-21	YOUR PRIOR YEAR DATA 2021-22	YOUR CURRENT YEAR DATA 2022-23
01	Full-time, first-time degree/certificate-seeking undergraduate students paying the lower of in-state or in-district tuition rate for public institutions who were awarded grant or scholarship aid from the following sources: the federal government, state/local government, or the institution (This number is carried forward from Part A, Line 08)	712	759	805
Report the number of these students from Part A, Line 08 with the following living arrangements:		YOUR PRIOR YEAR DATA 2020-21	YOUR PRIOR YEAR DATA 2021-22	YOUR CURRENT YEAR DATA 2022-23
02	<u>On-campus</u>	670	721	772
03	<u>Off-campus (with family)</u>	14	10	8
04	<u>Off-campus (not with family)</u>	27	25	21
05	Unknown (calculated) This value is calculated using the following formula: Line 01 - (Line 02 +Line 03 +Line 04)	1	3	4
06	<b>Report the total amount of grant or scholarship aid from the federal government, state/local government, or the institution awarded to these students. Do not include HEERF grants.</b>	8,097,228	9,412,817	6,869,512
07	Average grant or scholarship aid from the federal government, state/local government, or the institution awarded to full-time, first-time degree/certificate undergraduate students (calculated value). This value is calculated using the following formula: Line 06/Line 01	11,373	12,402	<input checked="" type="checkbox"/> 8,534

 You may use the box below to provide additional context for the data you have reported above. Context notes will be posted on the College Navigator website. Therefore, you should write all context notes using proper grammar (e.g., complete sentences with punctuation) and common language that can be easily understood by students and parents (e.g., spell out acronyms).

Non-applicable ▼



Section 1: Part E

**Part E – Enter Information about full-time, first-time degree/certificate-seeking undergraduate students paying the lower of in-state or in-district tuition rate awarded any Title IV federal student aid, including federal grants or federal student loans.**

Reporting Reminders:

- The information you report in this part will be used in Part G to calculate average institutional net price by income level.
- Do not include students who received HEERF grants only.
- For this part, report:

For These Students	The Following Type(s) of Aid	Awarded in This Period
<ul style="list-style-type: none"> <li>• Full-time, first-time degree/certificate-seeking undergraduate students enrolled Fall 2022 for the 2022-23 academic year as defined by the institution paying the lower of in-state or in-district tuition rate for public institutions who were awarded any Title IV federal student aid</li> </ul>	<ul style="list-style-type: none"> <li>• Grant or scholarship aid from:                             <ul style="list-style-type: none"> <li>◦ federal government</li> <li>◦ state/local government</li> <li>◦ the institution</li> </ul> </li> <li>• Do <b>not</b> include:                             <ul style="list-style-type: none"> <li>◦ grant or scholarship aid from private or other sources</li> <li>◦ federal student loans</li> <li>◦ parent PLUS loans</li> <li>◦ private loans</li> <li>◦ HEERF grants</li> <li>◦ Federal Work Study amounts</li> </ul> </li> </ul>	<ul style="list-style-type: none"> <li>• Any time during academic year 2022-23</li> </ul>

- In the fields below, report the number of full-time, first-time degree/certificate-seeking undergraduate students awarded any Title IV students with each type of living arrangement and the total amount of grant or scholarship aid from the federal government, state/local government, or the institution awarded to these students by income level.

Information from Part A:		2020-21	2021-22	2022-23
01	Full-time, first-time degree/certificate-seeking undergraduate students paying the lower of in-state or in-district tuition rate for public institutions who were awarded any Title IV federal student aid (This number is carried forward from Part A, Line 09) Report the number of these students with the following living arrangements:	700	755	752
Report the number of these students from Part A, Line 09 with the following living arrangements:		YOUR PRIOR YEAR DATA	YOUR PRIOR YEAR DATA	YOUR CURRENT YEAR DATA
		2020-21	2021-22	2022-23
02	On-campus	660	718	727
03	Off-campus (with family)	15	10	6
04	Off-campus (not with family)	25	24	19
05	Unknown (calculated) This value is calculated using the formula: [Line 01 - (Line 02 +Line 03 + Line 04)]	0	3	0


Full-Time, First-Time Degree/Certificate Undergraduates Awarded Title IV Aid

2020-21				
Income level	Number of students awarded any Title IV aid	Of those in Column 1, the number awarded any grant or scholarship aid from the following sources: the federal government, state/local government, or the institution	For those in Column 1, the total amount of grant or scholarship aid awarded from the following sources: the federal government, state/local government, or the institution	Average amount of federal, state/local, and institutional grant or scholarship aid awarded to students in Column 1
	Col. 1	Col. 2	Col. 3	Col. 4
01 \$0-30,000	236	236	3,654,758	15,486
02 \$30,001-48,000	148	148	1,999,500	13,510
03 \$48,001-75,000	129	129	1,189,817	9,223
04 \$75,001-110,000	85	80	566,283	6,662
05 \$110,001 and more	102	99	581,125	5,697
06 Total all income levels	700	692	7,991,483	11,416

2021-22				
Income level	Number of students awarded any Title IV aid	Of those in Column 1, the number awarded any grant or scholarship aid from the following sources: the federal government, state/local government, or the institution	For those in Column 1, the total amount of grant or scholarship aid awarded from the following sources: the federal government, state/local government, or the institution	Average amount of federal, state/local, and institutional grant or scholarship aid awarded to students in Column 1
	Col. 1	Col. 2	Col. 3	Col. 4
01 \$0-30,000	240	240	3,996,267	16,651
02 \$30,001-48,000	146	146	2,047,887	14,027
03 \$48,001-75,000	135	134	1,430,614	10,597
04 \$75,001-110,000	110	110	962,132	8,747
05 \$110,001 and more	124	124	945,129	7,622
06 Total all income levels	755	754	9,382,029	12,427

2022-23

		Number of students awarded any Title IV aid	Of those in Column 1, the number awarded any grant or scholarship aid from the following sources: the federal government, state/local government, or the institution	For those in Column 1, the total amount of grant or scholarship aid awarded from the following sources: the federal government, state/local government, or the institution	<b>i</b> Average amount of federal, state/local, and institutional grant or scholarship aid awarded to students in Column 1
Income level		Col. 1	Col. 2	Col. 3	Col. 4
01	\$0-30,000	232	232	2,515,903	10,844
02	\$30,001-48,000	202	202	2,115,634	10,473
03	\$48,001-75,000	155	143	1,016,458	6,558
04	\$75,001-110,000	81	61	350,440	4,326
05	\$110,001 and more	82	40	167,930	2,048
06	Total all income levels	752	678	<input checked="" type="checkbox"/> 6,166,365	8,200

 You may use the box below to provide additional context for the data you have reported above. Context notes will be posted on the College Navigator website. Therefore, you should write all context notes using proper grammar (e.g., complete sentences with punctuation) and common language that can be easily understood by students and parents (e.g., spell out acronyms).

Non-applicable ▼

Institution: Florida Agricultural and Mechanical University (133650)

User ID: P1336506

Section 1: Part F

**Part F – Net Price Calculation for Full-time, first-time degree/certificate-seeking undergraduate students awarded grant or scholarship aid from the federal government, state/local government, or the institution**

- Note:
- The following net price calculation is based on information that your institution reported in the Institutional Characteristics and Student Financial Aid components. For more information about the data your institution reported in the Institutional Characteristics component, please contact your institution's IPEDS Keyholder.

Cost of attendance components		YOUR PRIOR YEAR DATA	YOUR PRIOR YEAR DATA	YOUR CURRENT YEAR DATA
		2020-21	2021-22	2022-23
01	Published <u>tuition</u> and <u>required fees</u> (lower of in-state or in-district tuition rate for public institutions)	5,785	5,785	5,785
02	<u>Books and supplies</u>	1,138	1,138	1,138
03	<u>Food and housing and other expenses</u> by living arrangement			
	03a <u>On-campus</u>	17,230	17,230	17,230
	03b <u>Off-campus (with family)</u>	6,550	6,550	6,550
	03c <u>Off-campus (not with family)</u>	16,422	16,422	16,422
04	Number of these students by living arrangement	YOUR PRIOR YEAR DATA	YOUR PRIOR YEAR DATA	YOUR CURRENT YEAR DATA
		2020-21	2021-22	2022-23
	04a <u>On-campus</u>	670	721	772
	04b <u>Off-campus (with family)</u>	14	10	8
	04c <u>Off-campus (not with family)</u>	27	25	21
	04d Unknown	1	3	4
05	Weighted average for food and housing and other expenses by number of students for each living arrangement (excluding unknown values) See instructions for the formula for this calculation	16,989	17,062	17,102
06	Total cost of attendance This value is calculated using the following formula: [F01+F02+F05]	23,912	23,985	24,025
07	Average amount of grant or scholarship aid awarded to these students from the following sources: the federal government, state/local government, and the institution	11,373	12,402	8,534
08	Average institutional <u>net price</u> for these students This value is calculated using the following formula: [F06-F07]	12,539	11,583	15,491

As required by the *Higher Education Act of 1965, as amended*, these amounts will be posted on the U.S. Department of Education's College Navigator website and used in the U.S. Department of Education's College Affordability and Transparency Lists.

You may use the box below to provide additional context for the data you have reported above. Context notes will be posted on the College Navigator website. Therefore, you should write all context notes using proper grammar (e.g., complete sentences with punctuation) and common language that can be easily understood by students and parents (e.g., spell out acronyms).

Non-applicable ▼

Section 1: Part G

**Part G – Net Price Calculation for Full-time, first-time degree/certificate-seeking undergraduate students awarded any Title IV federal student aid.**

- Note:
- The following net price calculation is based on information that your institution reported in the Institutional Characteristics and Student Financial Aid components. For more information about the data your institution reported in the Institutional Characteristics survey component, please contact your institution's IPEDS Keyholder.

Cost of attendance of components		YOUR PRIOR YEAR DATA	YOUR PRIOR YEAR DATA	YOUR CURRENT YEAR DATA
		2020-21	2021-22	2022-23
01	Published <u>tuition</u> and <u>required fees</u> (lower of in-state or in-district tuition rate for public institutions)	5,785	5,785	5,785
02	<u>Books and supplies</u>	1,138	1,138	1,138
03	<u>Food and housing</u> and <u>other expenses</u> by living arrangement			
	03a <u>On-campus</u>	17,230	17,230	17,230
	03b <u>Off-campus (with family)</u>	6,550	6,550	6,550
	03c <u>Off-campus (not with family)</u>	16,422	16,422	16,422
04	Number of these students by living arrangement			
	04a <u>On-campus</u>	660	718	727
	04b <u>Off-campus (with family)</u>	15	10	6
	04c <u>Off-campus (not with family)</u>	25	24	19
	04d Unknown	0	3	0
05	Weighted average for food and housing and other expenses by number of students for each living arrangement (excluding unknown values) See instructions for the formula for this calculation	16,972	17,062	17,124

06	Total cost of attendance by income level This value is calculated using the following formula: [G01+G02+G05]	23,895	23,985	24,047
07	Average amount of grant or scholarship aid awarded to these students from the following sources: the federal government, state/local government, and the institution			
	07a \$0-30,000	15,486	16,651	10,844
	07b \$30,001-48,000	13,510	14,027	10,473
	07c \$48,001-75,000	9,223	10,597	6,558
	07d \$75,001-110,000	6,662	8,747	4,326
	07e \$110,001 and more	5,697	7,622	2,048
	07f Total all income levels	11,416	12,427	8,200
08	Average institutional <u>net price</u> for full-time, first-time degree/certificate-seeking undergraduate students (paying the lower of in-state or in-district tuition rate for public institutions) who were awarded any Title IV federal student aid by income level. This value is calculated using the following formula: [G06-G07]			
	08a \$0-30,000	8,409	7,334	13,203
	08b \$30,001-48,000	10,385	9,958	13,574
	08c \$48,001-75,000	14,672	13,388	17,489
	08d \$75,001-110,000	17,233	15,238	19,721
	08e \$110,001 and more	18,198	16,363	21,999
	08f Total all income levels	12,479	11,558	15,847

As required by the *Higher Education Act of 1965, as amended*, these amounts will be posted on the U.S. Department of Education's College Navigator website.

You may use the box below to provide additional context for the data you have reported above. Context notes will be posted on the College Navigator website. Therefore, you should write all context notes using proper grammar (e.g., complete sentences with punctuation) and common language that can be easily understood by students and parents (e.g., spell out acronyms).

Non-applicable

Institution: Florida Agricultural and Mechanical University (133650)

User ID: P1336506

Section 2: Military Servicemembers and Veteran's Benefits - Undergraduate and Graduate Students

Section 2: Military Servicemembers and Veteran's Benefits - Undergraduate and Graduate Students

Important Note:

- Report for **Post-9/11 GI Bill Benefits**: July 1, 2022 - June 30, 2023.
- Report for **Department of Defense Tuition Assistance Program**: October 1, 2022 - September 30, 2023

Reporting Reminders:

- Report program student counts and disbursed amounts known to the institution for the Veteran's Affairs and Department of Defense programs listed.
- Report unduplicated student counts within a category (e.g., Post 9/11 GI Bill Benefits), however, a student can appear in both categories (i.e., a student can be counted as a Post 9/11 GI Bill Benefits recipient and a Department of Defense Tuition Assistance recipient).
- Student recipients can also include eligible dependents.
- Consult with your campus certifying official, who may not be in the student financial aid office.
- For Post-9/11 GI Bill Benefits, do not include the matching institutional aid provided through the Yellow Ribbon Program if your school participated.
- Do not leave a cell blank. Enter zero (0) if your institution did not have beneficiaries for the financial assistance program or program level.

Type of benefit/assistance	YOUR CURRENT YEAR DATA			YOUR PRIOR YEAR DATA
	2022-23			2021-22
	Number of students receiving benefits/assistance	Total dollar amount of benefits/assistance disbursed through the institution	Average dollar amount of benefits/assistance disbursed through the institution	Average dollar amount of benefits/assistance disbursed through the institution
	(1)	(2)	(3)	
<b>Post-9/11 GI Bill Benefits</b>				
Undergraduate students	<input type="text" value="138"/>	<input type="text" value="534,654"/>	3,874	4,708
Graduate students	<input type="text" value="5"/>	<input type="text" value="51,448"/>	10,290	8,035
<b>Total</b>	<b>143</b>	<b>586,102</b>	<b>4,099</b>	<b>5,238</b>
<b>Department of Defense Tuition Assistance Program</b>				
Undergraduate students	<input type="text" value="0"/>	<input type="text" value="0"/>		1,922
Graduate students	<input type="text" value="0"/>	<input type="text" value="0"/>		3,375
<b>Total</b>	<b>0</b>	<b>0</b>		<b>2,245</b>

Institution: Florida Agricultural and Mechanical University (133650)

User ID: P1336506

Prepared by

**Prepared by**

Reporting Reminders:

- The name of the preparer is being collected so that we can follow up with the appropriate person in the event that there are questions concerning the data.
- The Keyholder will be copied on all email correspondence to other preparers.
- The time it took to prepare this component is being collected so that we can continue to improve our estimate of the reporting burden associated with IPEDS.
- Please include in your estimate the time it took for you to review instructions, query and search data sources, complete and review the component, and submit the data through the Data Collection System.
- Thank you for your assistance.

This survey component was prepared by:					
<input type="radio"/>	Keyholder	<input type="radio"/>	SFA Contact	<input type="radio"/>	HR Contact
<input type="radio"/>	Finance Contact	<input type="radio"/>	Academic Library Contact	<input checked="" type="radio"/>	Other
Name:		<input type="text" value="Qingfang Lu"/>			
Email:		<input type="text" value="qingfang.lu@fam.u.edu"/>			

How many staff from your institution only were involved in the data collection and reporting process of this survey component?	
<input type="text"/>	Number of Staff (including yourself)

How many hours did you and others from your institution only spend on each of the steps below when responding to this survey component? <i>Exclude the hours spent collecting data for state and other reporting purposes.</i>				
Staff member	Collecting Data Needed	Revising Data to Match IPEDS Requirements	Entering Data	Revising and Locking Data
Your office	<input type="text"/> hours	<input type="text"/> hours	<input type="text"/> hours	<input type="text"/> hours
Other offices	<input type="text"/> hours	<input type="text"/> hours	<input type="text"/> hours	<input type="text"/> hours

Institution: Florida Agricultural and Mechanical University (133650)

User ID: P1336506

Summary

Student Financial Aid Component Summary

The purpose of this summary is to provide you an opportunity to view some of the data that, when accepted through the IPEDS quality control process, will appear on the [College Navigator](#) website and/or your institution's Data Feedback Report (DFR). In addition, all data reported in IPEDS survey components become publicly available through the [IPEDS Use the Data](#) and appear as aggregated statistics in various Department of Education reports. [College Navigator](#) is updated approximately three months after the data collection period closes and DFRs will be available through the [IPEDS Use the Data](#) and sent to your institution's CEO at the end of 2024.

Please review your data for accuracy. If you have questions about the data displayed below or after reviewing the data reported on the survey screens, please contact the IPEDS Help Desk at: 1-877-225-2568 or [ipedshelp@rti.org](mailto:ipedshelp@rti.org).

GENERAL INFORMATION	
Reporter Type	Academic
Calendar System	Semester
Award Levels Offered	Associate's degree Bachelor's degree Master's degree Post-master's certificate Doctor's degree - research/scholarship Doctor's degree - professional practice Full-time Undergraduate
Levels of Enrollment Offered	Full-time First-time, degree/certificate-seeking Undergraduate Full-time Graduate (not including doctor's professional) Part-time Undergraduate Part-time First-time, degree/certificate-seeking Undergraduate Part-time Graduate (not including doctor's professional) Doctor's degree - professional practice programs
System	State University System of Florida

Financial Aid Information Summary				
		Fall 2022	Academic Year 2022-23	Academic Year 2022-23
		Number of students	Federal Pell grants	Federal Student Loans
01	All degree/certificate seeking undergraduate students	7,436		
02	Number of students awarded aid		4,281	3,926
03	Percentage awarded aid		58	53
04	Total amount of aid awarded		24,408,106	25,395,739
05	Average amount of aid awarded		5,701	6,469
06	Full-time, first-time degree/certificate seeking undergraduate students	1,484		
07	Number of students awarded aid		831	818
08	Percentage awarded aid		56	55
09	Total amount of aid awarded		4,778,029	4,604,611
10	Average amount of aid awarded		5,750	5,629
11	All other degree/certificate seeking undergraduate students	5,952		
12	Number of students awarded aid		3,450	3,108
13	Percentage awarded aid		58	52
14	Total amount of aid awarded		19,630,077	20,791,128
15	Average amount of aid awarded		5,690	6,690
16	All non-degree/non-certificate-seeking undergraduate students	273		
17	Number of students awarded aid		3	1
18	Percentage awarded aid		1	0
19	Total amount of aid awarded		11,592	7,500
20	Average amount of aid awarded		3,864	7,500

Pricing Information			
Cost of attendance for full-time, first-time undergraduate students			
Charges for full academic year	2020-21	2021-22	2022-23
Published <u>In-state</u> Tuition + fees total	5,785	5,785	5,785
Published <u>Out-of-state</u> Tuition + fees total	17,725	17,725	17,725
<u>Books and supplies</u>	1,138	1,138	1,138
<u>On-campus: Food and housing</u>	11,644	11,644	11,644
<u>On-campus: Other expenses</u>	5,586	5,586	5,586
<u>Off-campus (not with family): Food and housing</u>	9,872	9,872	9,872
<u>Off-campus (not with family): Other expenses</u>	6,550	6,550	6,550
<u>Off-campus (with family): Other expenses</u>	6,550	6,550	6,550

Average Net Price				
		2020-21	2021-22	2022-23
Average institutional net price for Full-time, first-time degree/certificate-seeking undergraduate students paying the lower of in-state or in-district tuition rate for public institutions who were awarded grant or scholarship aid from the federal government, state/local government, or the institution		12,539	11,583	15,491
Average institutional net price for full-time, first-time degree/certificate-seeking undergraduate students paying the lower of in-state or in-district tuition rate for public institutions who were awarded any Title IV federal student aid by income level.				
	\$0-30,000	8,409	7,334	13,203
	\$30,001-48,000	10,385	9,958	13,574
	\$48,001-75,000	14,672	13,388	17,489
	\$75,001-110,000	17,233	15,238	19,721
	\$110,001 and more	18,198	16,363	21,999
	Total all income levels	12,479	11,558	15,847

Military Service Members and Veteran's Benefits		
Type of benefit/assistance	Number of students receiving benefits/assistance	Total dollar amount of benefits/assistance disbursed through the institution
<u>Post-9/11 GI Bill Benefits</u>		
Undergraduate students	138	534,654
Graduate students	5	51,448
Total	143	586,102
<u>Department of Defense Tuition Assistance Program</u>		
Undergraduate students	0	0
Graduate students	0	0
Total	0	0



Edit Report

Student Financial Aid

Source	Description	Severity	Resolved	Options
<b>Screen: Establish Your Student Counts</b>				
Screen Entry	The number entered is outside the expected range of between 912 and 1,366 when compared with the prior year value. Please correct your data or explain. (Error #7121)	Explanation	Yes	
Reason	We checked the data files; the numbers were accurate.			
Screen Entry	The number entered is outside the expected range of between 897 and 1,345 when compared with the prior year value. Please correct your data or explain. (Error #7132)	Explanation	Yes	
Reason	We checked the data files; the numbers were accurate.			
<b>Screen: Page 2 - Full-time, first-time degree/certificate-seeking undergraduate students</b>				
Screen Entry	The average amount of this type of aid awarded to FTFT Undergraduate students is outside the expected range of between 4,520 and 5,884 when compared with the prior year value. Please check the number of students and the total amount of aid awarded to these students, and correct or explain the discrepant values. (Error #7147)	Explanation	Yes	
Reason	We checked the data files; the numbers were accurate.			
Screen Entry	The average amount of this type of aid awarded to FTFT Undergraduate students is outside the expected range of between 7,737 and 9,101 when compared with the prior year value. Please check the number of students and the total amount of aid awarded to these students, and correct or explain the discrepant values. (Error #7147)	Explanation	Yes	
Reason	We checked the data files; the numbers were accurate.			
Screen Entry	The average amount of this type of aid awarded to FTFT Undergraduate students is outside the expected range of between 11,509 and 12,873 when compared with the prior year value. Please check the number of students and the total amount of aid awarded to these students, and correct or explain the discrepant values. (Error #7147)	Explanation	Yes	
Reason	We checked the data files; the numbers were accurate.			
Screen Entry	The average amount of this type of aid awarded to FTFT Undergraduate students is outside the expected range of between 16,531 and 17,895 when compared with the prior year value. Please check the number of students and the total amount of aid awarded to these students, and correct or explain the discrepant values. (Error #7147)	Explanation	Yes	
Reason	We checked the data files; the numbers were accurate.			
<b>Screen: Full-time, first-time degree/certificate-seeking undergraduate students</b>				
Screen Entry	The values reported for the number of FTFT awarded Grant & Scholarship Aid students in 2022-23 and the total amount of aid they were awarded (Part D, line 06) make the average amount of aid awarded to these students outside the expected range of between 8,682 and 16,122 when compared with the prior year value. Please correct your data or explain. (Error #7319)	Explanation	Yes	
Reason	We checked the data files; the numbers were accurate.			
Related Screens	Part D - Enter Information about FTFT awarded Grant & Scholarship Aid			
Screen Entry	The total amount of grant or scholarship aid awarded to FTFT awarded Title IV Aid students from the federal government, state/local government, or the institution across all income levels is outside the expected range of between 7,036,522 and 11,727,536 based on the prior year value. Please correct your data or explain. (Error #7332)	Explanation	Yes	
Reason	We checked the data files; the numbers were accurate.			