

IPEDS 2022-23 Data Collection System

IPEDS HELP DESK (877) 225-2568 | ipedshelp@rti.org
OMB NO. 1850-0582 v.30 : Approval Expires 8/31/2025
User ID: P1336501

Fall Enrollment 2022-23

Institution: Florida Agricultural and Mechanical University (133650)

User ID: P1336501

Overview

Fall Enrollment Overview

The Fall Enrollment component collects student enrollment counts by level of student, enrollment status, gender and race/ethnicity. In addition, first-time students' fall-to-fall retention rates and the student-to-faculty ratio are collected. Enrollment by age is required in odd-numbered years, and enrollment by residence of first-time undergraduates is required in even-numbered years.

Institutions operating on a traditional academic year calendar (semester, trimester, quarter, or 4-1-4) report Fall enrollment as of the institution's official fall reporting date or October 15. Institutions operating on a calendar that differs by program or that enrolls students on a continuous basis (referred to as program reporters) report Fall enrollment as students enrolled any time during the period August 1 and October 31.

Data reporting reminders:

- Report data to accurately reflect the time period corresponding with the IPEDS survey component, even if such reporting is seemingly inconsistent with prior year reporting.
- Part B, Enrollment of students by age, is optional this year.
- Part C, Residence of first-time degree/certificate-seeking undergraduates, is required this year.
- For reporting students studying in consortium agreements, please refer to the Resource page at <https://nces.ed.gov/ipeds/report-your-data/data-tip-sheet-reporting-data-consortium-institutions>.

Changes in reporting:

The following changes were implemented for the 2022-23 data collection period:

- The "Nonresident alien" terminology has been changed to "U.S. Nonresident" but should include the same category of students.
- A question about gender has been added after Part A – Fall Enrollment Summary to collect information about students for whom gender does not fit the binary gender (Men/Women) categories provided. **Institutions should still allocate those students to the Men/Women categories in other screens of the survey component at this time.** New FAQs have been added to help institutions with this reporting.
- References to summer term were changed to summer session.
- FAQ #8 on consistent reporting of EF, E12, and OM has been updated for clarification.

Resources:

- To download the survey materials for this component: [Survey Materials](#)
- To access your prior year data submission for this component: [Reported Data](#)

If you have questions about completing this survey, please contact the **IPEDS Help Desk at 1-877-225-2568**.

Institution: Florida Agricultural and Mechanical University (133650)

User ID: P1336501

Part Selection

Completion of Part B (Enrollment of Students by Age) is optional this year.

Do you wish to complete Part B this year?

If you select 'Yes', you will be expected to complete the Part B screens.

If you select 'No', you will skip Part B.

- No, I will not complete Part B
- Yes, I will complete Part B

Institution: Florida Agricultural and Mechanical University (133650)


User ID: P1336501

Fall Enrollment - CIP CODE Selection


Indicate which of the following fields of study are offered by your institution. In addition to reporting total undergraduate and graduate fall enrollments every year, in even-numbered years you are to report the subset of enrollments that fall within each of the CIP codes listed below.

Fields for which enrollment was reported for Fall 2020 have already been checked; please make sure all listed fields that are offered by your institution are checked.

Note: CIP codes listed below may not reflect all fields of study offered by your institution, therefore the subset of enrollments by CIP codes selected may not sum to your institution's total fall enrollment.

UNDERGRADUATE AND GRADUATE FIELDS	
<input checked="" type="checkbox"/>	13.0000 -- Education
<input checked="" type="checkbox"/>	14.0000 -- Engineering
<input checked="" type="checkbox"/>	26.0000 -- Biological and Biomedical Sciences
<input checked="" type="checkbox"/>	27.0000 -- Mathematics
<input checked="" type="checkbox"/>	40.0000 -- Physical Sciences
<input checked="" type="checkbox"/>	52.0000 -- Business, Management, Marketing, and Related Support Services
GRADUATE-ONLY FIELDS	
<input checked="" type="checkbox"/>	22.0101 -- Law (LL.B., J.D.)
<input type="checkbox"/>	51.0401 -- Dentistry (D.D.S., D.M.D.)
<input type="checkbox"/>	 51.1201 -- Medicine (M.D.)
<input type="checkbox"/>	None of the above

Yes, I confirm that I reviewed the fields of study are offered by my institution above.

 You may use the box below to provide additional context for the data you have reported above. Context notes will be posted on the College Navigator website. Therefore, you should write all context notes using proper grammar (e.g., complete sentences with punctuation) and common language that can be easily understood by students and parents (e.g., spell out acronyms).

Institution: Florida Agricultural and Mechanical University (133650)

User ID: P1336501

Part A - Fall Enrollment for Full-Time Undergraduate Students

Enrollment as of the institution's official fall reporting date or as of October 15, 2022

Full-time Undergraduate Students

Reporting Reminders:

- Report Hispanic/Latino individuals of any race as Hispanic/Latino
- Report race for non-Hispanic/Latino individuals only
- Even though Teacher Preparation certificate programs may require a bachelor's degree for admission, they are considered subbaccalaureate undergraduate programs, and students in these programs are undergraduate students.

Men

Enrolled for credit	Degree/certificate-seeking				Non-degree/ non-certificate-seeking	Total, Full-time undergraduate students
	First-time	Non-first-time		Total degree/certificate-seeking		
		Transfer-in	Continuing/ Returning			
U.S. Nonresident			7	7		7
Hispanic/Latino	28	7	72	107		107
American Indian or Alaska Native			2	2		2
Asian	2		10	12		12
Black or African American	414	200	1,377	1,991	1	1,992
Native Hawaiian or Other Pacific Islander				0		0
White	9	26	46	81	3	84
Two or more races	4	1	30	35		35
Race and ethnicity unknown				0		0
Total men	457	234	1,544	2,235	4	2,239
Total men prior year	341	198	1,518	2,057	11	2,068

Women

Enrolled for credit	Degree/certificate-seeking				Non-degree/ non-certificate-seeking	Total, Full-time undergraduate students
	First-time	Non-first-time		Total degree/certificate-seeking		
		Transfer-in	Continuing/ Returning			
U.S. Nonresident		2	3	5	2	7
Hispanic/Latino	63	11	121	195		195
American Indian or Alaska Native	1		1	2		2
Asian	2	1	5	8		8
Black or African American	934	338	2,719	3,991	14	4,005
Native Hawaiian or Other Pacific Islander				0	4	4
White	17	18	52	87	4	91
Two or more races	10	7	72	89		89
Race and ethnicity unknown				0		0
Total women	1,027	377	2,973	4,377	24	4,401
Total women prior year	798	343	2,996	4,137	13	4,150

Grand total (men+women)	1,484	611	4,517	6,612	28	6,640
Grand total (men+women) prior year	1,139	541	4,514	6,194	24	6,218

Institution: Florida Agricultural and Mechanical University (133650)

User ID: P1336501

Part A - Fall Enrollment for Full-Time Undergraduate Students: CIP CODE:13.0000

Enrollment as of the institution's official fall reporting date or as of October 15, 2022

CIP CODE: 13.0000 -- Education

Full-time undergraduate students

- Report Hispanic/Latino individuals of any race as Hispanic/Latino
- Report race for non-Hispanic/Latino individuals only

Men

Enrolled for <u>credit</u>	Degree/certificate-seeking			Total degree/certificate-seeking	Non-degree/ non-certificate-seeking	Total, Full-time undergraduate students
	First-time	Non-first-time				
		Transfer-in	Continuing/ Returning			
U.S. Nonresident	<input type="text"/>	<input type="text"/>	<input type="text"/>	0	<input type="text"/>	0
Hispanic/Latino	4	<input type="text"/>	2	6	<input type="text"/>	6
American Indian or Alaska Native	<input type="text"/>	<input type="text"/>	<input type="text"/>	0	<input type="text"/>	0
Asian	<input type="text"/>	<input type="text"/>	<input type="text"/>	0	<input type="text"/>	0
Black or African American	6	3	28	37	<input type="text"/>	37
Native Hawaiian or Other Pacific Islander	<input type="text"/>	<input type="text"/>	<input type="text"/>	0	<input type="text"/>	0
White	1	1	2	4	<input type="text"/>	4
Two or more races	<input type="text"/>	<input type="text"/>	1	1	<input type="text"/>	1
Race and ethnicity unknown	<input type="text"/>	<input type="text"/>	<input type="text"/>	0	<input type="text"/>	0
Total men	11	4	33	48	0	48

Women

Enrolled for <u>credit</u>	Degree/certificate-seeking			Total degree/certificate-seeking	Non-degree/ non-certificate-seeking	Total, Full-time undergraduate students
	First-time	Non-first-time				
		Transfer-in	Continuing/ Returning			
U.S. Nonresident	<input type="text"/>	<input type="text"/>	<input type="text"/>	0	<input type="text"/>	0
Hispanic/Latino	3	1	6	10	<input type="text"/>	10
American Indian or Alaska Native	<input type="text"/>	<input type="text"/>	<input type="text"/>	0	<input type="text"/>	0
Asian	<input type="text"/>	<input type="text"/>	<input type="text"/>	0	<input type="text"/>	0
Black or African American	23	18	93	134	<input type="text"/>	134
Native Hawaiian or Other Pacific Islander	<input type="text"/>	<input type="text"/>	<input type="text"/>	0	<input type="text"/>	0
White	<input type="text"/>	2	<input type="text"/>	2	<input type="text"/>	2
Two or more races	1	<input type="text"/>	3	4	<input type="text"/>	4
Race and ethnicity unknown	<input type="text"/>	<input type="text"/>	<input type="text"/>	0	<input type="text"/>	0
Total women	27	21	102	150	0	150
Grand total (men+women)	38	25	135	198	0	198
Grand total (men+women) 2020-21	16	24	156	196		196

Institution: Florida Agricultural and Mechanical University (133650)

User ID: P1336501

Part A - Fall Enrollment for Full-Time Undergraduate Students: CIP CODE:14.0000

Enrollment as of the institution's official fall reporting date or as of October 15, 2022

CIP CODE: 14.0000 -- Engineering

Full-time undergraduate students

- Report Hispanic/Latino individuals of any race as Hispanic/Latino
- Report race for non-Hispanic/Latino individuals only

Men

Enrolled for <u>credit</u>	Degree/certificate-seeking			Total degree/certificate-seeking	Non-degree/ non-certificate-seeking	Total, Full-time undergraduate students
	First-time	Non-first-time				
		Transfer-in	Continuing/ Returning			
U.S. Nonresident	<input type="text"/>	<input type="text"/>	<input type="text" value="1"/>	1	<input type="text"/>	1
Hispanic/Latino	<input type="text" value="6"/>	<input type="text" value="1"/>	<input type="text" value="7"/>	14	<input type="text"/>	14
American Indian or Alaska Native	<input type="text"/>	<input type="text"/>	<input type="text" value="1"/>	1	<input type="text"/>	1
Asian	<input type="text" value="1"/>	<input type="text"/>	<input type="text" value="3"/>	4	<input type="text"/>	4
Black or African American	<input type="text" value="89"/>	<input type="text" value="6"/>	<input type="text" value="158"/>	253	<input type="text"/>	253
Native Hawaiian or Other Pacific Islander	<input type="text"/>	<input type="text"/>	<input type="text"/>	0	<input type="text"/>	0
White	<input type="text" value="2"/>	<input type="text" value="1"/>	<input type="text" value="3"/>	6	<input type="text"/>	6
Two or more races	<input type="text" value="2"/>	<input type="text"/>	<input type="text" value="5"/>	7	<input type="text"/>	7
Race and ethnicity unknown	<input type="text"/>	<input type="text"/>	<input type="text"/>	0	<input type="text"/>	0
Total men	100	8	178	286	0	286

Women

Enrolled for <u>credit</u>	Degree/certificate-seeking			Total degree/certificate-seeking	Non-degree/ non-certificate-seeking	Total, Full-time undergraduate students
	First-time	Non-first-time				
		Transfer-in	Continuing/ Returning			
U.S. Nonresident	<input type="text"/>	<input type="text"/>	<input type="text"/>	0	<input type="text"/>	0
Hispanic/Latino	<input type="text" value="3"/>	<input type="text"/>	<input type="text" value="1"/>	4	<input type="text"/>	4
American Indian or Alaska Native	<input type="text"/>	<input type="text"/>	<input type="text"/>	0	<input type="text"/>	0
Asian	<input type="text"/>	<input type="text"/>	<input type="text"/>	0	<input type="text"/>	0
Black or African American	<input type="text" value="50"/>	<input type="text" value="5"/>	<input type="text" value="82"/>	137	<input type="text"/>	137
Native Hawaiian or Other Pacific Islander	<input type="text"/>	<input type="text"/>	<input type="text"/>	0	<input type="text"/>	0
White	<input type="text" value="1"/>	<input type="text" value="1"/>	<input type="text" value="3"/>	5	<input type="text"/>	5
Two or more races	<input type="text"/>	<input type="text"/>	<input type="text" value="3"/>	3	<input type="text"/>	3
Race and ethnicity unknown	<input type="text"/>	<input type="text"/>	<input type="text"/>	0	<input type="text"/>	0
Total women	54	6	89	149	0	149
Grand total (men+women)	154	14	267	435	0	435
Grand total (men+women) 2020-21	86	8	244	338	1	339

Institution: Florida Agricultural and Mechanical University (133650)

User ID: P1336501

Part A - Fall Enrollment for Full-Time Undergraduate Students: CIP CODE:26.0000

Enrollment as of the institution's official fall reporting date or as of October 15, 2022

CIP CODE: 26.0000 -- Biological and Biomedical Sciences

Full-time undergraduate students

- Report Hispanic/Latino individuals of any race as Hispanic/Latino
- Report race for non-Hispanic/Latino individuals only

Men

Enrolled for <u>credit</u>	Degree/certificate-seeking			Total degree/certificate-seeking	Non-degree/ non-certificate-seeking	Total, Full-time undergraduate students
	First-time	Non-first-time				
		Transfer-in	Continuing/ Returning			
U.S. Nonresident	<input type="text"/>	<input type="text"/>	<input type="text"/>	0	<input type="text"/>	0
Hispanic/Latino	<input type="text" value="1"/>	<input type="text"/>	<input type="text" value="1"/>	2	<input type="text"/>	2
American Indian or Alaska Native	<input type="text"/>	<input type="text"/>	<input type="text"/>	0	<input type="text"/>	0
Asian	<input type="text"/>	<input type="text"/>	<input type="text" value="1"/>	1	<input type="text"/>	1
Black or African American	<input type="text" value="14"/>	<input type="text" value="8"/>	<input type="text" value="34"/>	56	<input type="text"/>	56
Native Hawaiian or Other Pacific Islander	<input type="text"/>	<input type="text"/>	<input type="text"/>	0	<input type="text"/>	0
White	<input type="text"/>	<input type="text" value="2"/>	<input type="text" value="1"/>	3	<input type="text"/>	3
Two or more races	<input type="text"/>	<input type="text"/>	<input type="text" value="2"/>	2	<input type="text"/>	2
Race and ethnicity unknown	<input type="text"/>	<input type="text"/>	<input type="text"/>	0	<input type="text"/>	0
Total men	15	10	39	64	0	64

Women

Enrolled for <u>credit</u>	Degree/certificate-seeking			Total degree/certificate-seeking	Non-degree/ non-certificate-seeking	Total, Full-time undergraduate students
	First-time	Non-first-time				
		Transfer-in	Continuing/ Returning			
U.S. Nonresident	<input type="text"/>	<input type="text"/>	<input type="text"/>	0	<input type="text"/>	0
Hispanic/Latino	<input type="text" value="5"/>	<input type="text" value="2"/>	<input type="text" value="10"/>	17	<input type="text"/>	17
American Indian or Alaska Native	<input type="text"/>	<input type="text"/>	<input type="text"/>	0	<input type="text"/>	0
Asian	<input type="text"/>	<input type="text"/>	<input type="text"/>	0	<input type="text"/>	0
Black or African American	<input type="text" value="83"/>	<input type="text" value="29"/>	<input type="text" value="263"/>	375	<input type="text"/>	375
Native Hawaiian or Other Pacific Islander	<input type="text"/>	<input type="text"/>	<input type="text"/>	0	<input type="text"/>	0
White	<input type="text" value="2"/>	<input type="text" value="1"/>	<input type="text" value="3"/>	6	<input type="text"/>	6
Two or more races	<input type="text"/>	<input type="text"/>	<input type="text" value="4"/>	4	<input type="text"/>	4
Race and ethnicity unknown	<input type="text"/>	<input type="text"/>	<input type="text"/>	0	<input type="text"/>	0
Total women	90	32	280	402	0	402
Grand total (men+women)	105	42	319	466	0	466
Grand total (men+women) 2020-21	98	38	397	533		533

Institution: Florida Agricultural and Mechanical University (133650)

User ID: P1336501

Part A - Fall Enrollment for Full-Time Undergraduate Students: CIP CODE:27.0000

Enrollment as of the institution's official fall reporting date or as of October 15, 2022

CIP CODE: 27.0000 -- Mathematics and Statistics

Full-time undergraduate students

- Report Hispanic/Latino individuals of any race as Hispanic/Latino
- Report race for non-Hispanic/Latino individuals only

Men

Enrolled for <u>credit</u>	Degree/certificate-seeking			Total degree/certificate-seeking	Non-degree/ non-certificate-seeking	Total, Full-time undergraduate students
	First-time	Non-first-time				
		Transfer-in	Continuing/ Returning			
U.S. Nonresident	<input type="text"/>	<input type="text"/>	<input type="text"/>	0	<input type="text"/>	0
Hispanic/Latino	<input type="text"/>	<input type="text"/>	<input type="text"/>	0	<input type="text"/>	0
American Indian or Alaska Native	<input type="text"/>	<input type="text"/>	<input type="text"/>	0	<input type="text"/>	0
Asian	<input type="text"/>	<input type="text"/>	<input type="text"/>	0	<input type="text"/>	0
Black or African American	<input type="text" value="4"/>	<input type="text" value="2"/>	<input type="text" value="6"/>	12	<input type="text"/>	12
Native Hawaiian or Other Pacific Islander	<input type="text"/>	<input type="text"/>	<input type="text"/>	0	<input type="text"/>	0
White	<input type="text"/>	<input type="text"/>	<input type="text" value="1"/>	1	<input type="text"/>	1
Two or more races	<input type="text"/>	<input type="text"/>	<input type="text"/>	0	<input type="text"/>	0
Race/ethnicity unknown	<input type="text"/>	<input type="text"/>	<input type="text"/>	0	<input type="text"/>	0
Total men	4	2	7	13	0	13

Women

Enrolled for <u>credit</u>	Degree/certificate-seeking			Total degree/certificate-seeking	Non-degree/ non-certificate-seeking	Total, Full-time undergraduate students
	First-time	Non-first-time				
		Transfer-in	Continuing/ Returning			
U.S. Nonresident	<input type="text"/>	<input type="text"/>	<input type="text"/>	0	<input type="text"/>	0
Hispanic/Latino	<input type="text"/>	<input type="text"/>	<input type="text" value="1"/>	1	<input type="text"/>	1
American Indian or Alaska Native	<input type="text"/>	<input type="text"/>	<input type="text"/>	0	<input type="text"/>	0
Asian	<input type="text"/>	<input type="text"/>	<input type="text"/>	0	<input type="text"/>	0
Black or African American	<input type="text" value="4"/>	<input type="text"/>	<input type="text" value="8"/>	12	<input type="text"/>	12
Native Hawaiian or Other Pacific Islander	<input type="text"/>	<input type="text"/>	<input type="text"/>	0	<input type="text"/>	0
White	<input type="text"/>	<input type="text"/>	<input type="text"/>	0	<input type="text"/>	0
Two or more races	<input type="text"/>	<input type="text"/>	<input type="text"/>	0	<input type="text"/>	0
Race/ethnicity unknown	<input type="text"/>	<input type="text"/>	<input type="text"/>	0	<input type="text"/>	0
Total women	4	0	9	13	0	13
Grand total (men+women)	8	2	16	26	0	26
Grand total (men+women) 2020-21	5	1	18	24		24

Institution: Florida Agricultural and Mechanical University (133650)

User ID: P1336501

Part A - Fall Enrollment for Full-Time Undergraduate Students: CIP CODE:40.0000

Enrollment as of the institution's official fall reporting date or as of October 15, 2022

CIP CODE: 40.0000 -- Physical Sciences

Full-time undergraduate students

- Report Hispanic/Latino individuals of any race as Hispanic/Latino
- Report race for non-Hispanic/Latino individuals only

Men

Enrolled for <u>credit</u>	Degree/certificate-seeking			Total degree/certificate-seeking	Non-degree/ non-certificate-seeking	Total, Full-time undergraduate students
	First-time	Non-first-time				
		Transfer-in	Continuing/ Returning			
U.S. Nonresident	<input type="text"/>	<input type="text"/>	<input type="text"/>	0	<input type="text"/>	0
Hispanic/Latino	<input type="text"/>	<input type="text"/>	<input type="text" value="1"/>	1	<input type="text"/>	1
American Indian or Alaska Native	<input type="text"/>	<input type="text"/>	<input type="text"/>	0	<input type="text"/>	0
Asian	<input type="text"/>	<input type="text"/>	<input type="text"/>	0	<input type="text"/>	0
Black or African American	<input type="text" value="3"/>	<input type="text" value="1"/>	<input type="text" value="10"/>	14	<input type="text"/>	14
Native Hawaiian or Other Pacific Islander	<input type="text"/>	<input type="text"/>	<input type="text"/>	0	<input type="text"/>	0
White	<input type="text"/>	<input type="text" value="1"/>	<input type="text" value="1"/>	2	<input type="text"/>	2
Two or more races	<input type="text"/>	<input type="text"/>	<input type="text"/>	0	<input type="text"/>	0
Race/ethnicity unknown	<input type="text"/>	<input type="text"/>	<input type="text"/>	0	<input type="text"/>	0
Total men	3	2	12	17	0	17

Women

Enrolled for <u>credit</u>	Degree/certificate-seeking			Total degree/certificate-seeking	Non-degree/ non-certificate-seeking	Total, Full-time undergraduate students
	First-time	Non-first-time				
		Transfer-in	Continuing/ Returning			
U.S. Nonresident	<input type="text"/>	<input type="text"/>	<input type="text"/>	0	<input type="text"/>	0
Hispanic/Latino	<input type="text" value="1"/>	<input type="text"/>	<input type="text" value="5"/>	6	<input type="text"/>	6
American Indian or Alaska Native	<input type="text"/>	<input type="text"/>	<input type="text"/>	0	<input type="text"/>	0
Asian	<input type="text"/>	<input type="text"/>	<input type="text"/>	0	<input type="text"/>	0
Black or African American	<input type="text" value="19"/>	<input type="text" value="7"/>	<input type="text" value="45"/>	71	<input type="text"/>	71
Native Hawaiian or Other Pacific Islander	<input type="text"/>	<input type="text"/>	<input type="text"/>	0	<input type="text"/>	0
White	<input type="text"/>	<input type="text"/>	<input type="text" value="1"/>	1	<input type="text"/>	1
Two or more races	<input type="text"/>	<input type="text"/>	<input type="text"/>	0	<input type="text"/>	0
Race/ethnicity unknown	<input type="text"/>	<input type="text"/>	<input type="text"/>	0	<input type="text"/>	0
Total women	20	7	51	78	0	78
Grand total (men+women)	23	9	63	95	0	95
Grand total (men+women) 2020-21	28	6	53	87		87

Institution: Florida Agricultural and Mechanical University (133650)

User ID: P1336501

Part A - Fall Enrollment for Full-Time Undergraduate Students: CIP CODE:52.0000

Enrollment as of the institution's official fall reporting date or as of October 15, 2022

CIP CODE: 52.0000 -- Business, Management, Marketing and Related Support Services

Full-time undergraduate students

- Report Hispanic/Latino individuals of any race as Hispanic/Latino
- Report race for non-Hispanic/Latino individuals only

Men

Enrolled for <u>credit</u>	Degree/certificate-seeking			Total degree/certificate-seeking	Non-degree/ non-certificate-seeking	Total, Full-time undergraduate students
	First-time	Non-first-time				
		Transfer-in	Continuing/ Returning			
U.S. Nonresident	<input type="text"/>	<input type="text"/>	<input type="text" value="2"/>	2	<input type="text"/>	2
Hispanic/Latino	<input type="text" value="7"/>	<input type="text" value="2"/>	<input type="text" value="10"/>	19	<input type="text"/>	19
American Indian or Alaska Native	<input type="text"/>	<input type="text"/>	<input type="text"/>	0	<input type="text"/>	0
Asian	<input type="text"/>	<input type="text"/>	<input type="text"/>	0	<input type="text"/>	0
Black or African American	<input type="text" value="83"/>	<input type="text" value="58"/>	<input type="text" value="242"/>	383	<input type="text"/>	383
Native Hawaiian or Other Pacific Islander	<input type="text"/>	<input type="text"/>	<input type="text"/>	0	<input type="text"/>	0
White	<input type="text" value="2"/>	<input type="text" value="2"/>	<input type="text" value="6"/>	10	<input type="text"/>	10
Two or more races	<input type="text"/>	<input type="text" value="1"/>	<input type="text" value="7"/>	8	<input type="text"/>	8
Race/ethnicity unknown	<input type="text"/>	<input type="text"/>	<input type="text"/>	0	<input type="text"/>	0
Total men	92	63	267	422	0	422

Women

Enrolled for <u>credit</u>	Degree/certificate-seeking			Total degree/certificate-seeking	Non-degree/ non-certificate-seeking	Total, Full-time undergraduate students
	First-time	Non-first-time				
		Transfer-in	Continuing/ Returning			
U.S. Nonresident	<input type="text"/>	<input type="text"/>	<input type="text" value="1"/>	1	<input type="text"/>	1
Hispanic/Latino	<input type="text" value="8"/>	<input type="text"/>	<input type="text" value="8"/>	16	<input type="text"/>	16
American Indian or Alaska Native	<input type="text"/>	<input type="text"/>	<input type="text"/>	0	<input type="text"/>	0
Asian	<input type="text"/>	<input type="text"/>	<input type="text"/>	0	<input type="text"/>	0
Black or African American	<input type="text" value="127"/>	<input type="text" value="34"/>	<input type="text" value="271"/>	432	<input type="text"/>	432
Native Hawaiian or Other Pacific Islander	<input type="text"/>	<input type="text"/>	<input type="text"/>	0	<input type="text"/>	0
White	<input type="text" value="5"/>	<input type="text" value="1"/>	<input type="text" value="3"/>	9	<input type="text"/>	9
Two or more races	<input type="text"/>	<input type="text" value="1"/>	<input type="text" value="9"/>	10	<input type="text"/>	10
Race/ethnicity unknown	<input type="text"/>	<input type="text"/>	<input type="text"/>	0	<input type="text"/>	0
Total women	140	36	292	468	0	468
Grand total (men+women)	232	99	559	890	0	890
Grand total (men+women) 2020-21	140	58	525	723		723

Institution: Florida Agricultural and Mechanical University (133650)

User ID: P1336501

Part A - Fall Enrollment for Part-time Undergraduate Students

Enrollment as of the institution's official fall reporting date or as of October 15, 2022

Part-time Undergraduate Students

Reporting Reminders:

- Report Hispanic/Latino individuals of any race as Hispanic/Latino
- Report race for non-Hispanic/Latino individuals only
- Even though Teacher Preparation certificate programs may require a bachelor's degree for admission, they are considered subbaccalaureate undergraduate programs, and students in these programs are undergraduate students.

Men

Enrolled for <u>credit</u>	Degree/certificate-seeking			Total degree/certificate-seeking	Non-degree/ non-certificate-seeking	Total, part-time <u>undergraduate</u> students
	First-time	Non-first-time				
		Transfer-in	Continuing/ Returning			
U.S. Nonresident	<input type="text"/>	<input type="text"/>	<input type="text"/>	0	<input type="text"/>	0
Hispanic/Latino	<input type="text" value="1"/>	<input type="text"/>	<input type="text" value="11"/>	12	<input type="text" value="8"/>	20
American Indian or Alaska Native	<input type="text"/>	<input type="text"/>	<input type="text"/>	0	<input type="text" value="1"/>	1
Asian	<input type="text"/>	<input type="text"/>	<input type="text" value="3"/>	3	<input type="text"/>	3
Black or African American	<input type="text" value="9"/>	<input type="text" value="23"/>	<input type="text" value="187"/>	219	<input type="text" value="19"/>	238
Native Hawaiian or Other Pacific Islander	<input type="text"/>	<input type="text"/>	<input type="text"/>	0	<input type="text"/>	0
White	<input type="text" value="2"/>	<input type="text" value="5"/>	<input type="text" value="12"/>	19	<input type="text" value="64"/>	83
Two or more races	<input type="text"/>	<input type="text"/>	<input type="text" value="6"/>	6	<input type="text"/>	6
Race and ethnicity unknown	<input type="text"/>	<input type="text"/>	<input type="text"/>	0	<input type="text"/>	0
Total men	12	28	219	259	92	351
Total men prior year	7	47	267	321	119	440

Women

Enrolled for <u>credit</u>	Degree/certificate-seeking			Total degree/certificate-seeking	Non-degree/ non-certificate-seeking	Total, part-time <u>undergraduate</u> students
	First-time	Non-first-time				
		Transfer-in	Continuing/ Returning			
U.S. Nonresident	<input type="text"/>	<input type="text"/>	<input type="text"/>	0	<input type="text"/>	0
Hispanic/Latino	<input type="text" value="2"/>	<input type="text" value="5"/>	<input type="text" value="24"/>	31	<input type="text" value="8"/>	39
American Indian or Alaska Native	<input type="text"/>	<input type="text"/>	<input type="text" value="1"/>	1	<input type="text" value="1"/>	2
Asian	<input type="text"/>	<input type="text"/>	<input type="text" value="2"/>	2	<input type="text" value="4"/>	6
Black or African American	<input type="text" value="38"/>	<input type="text" value="65"/>	<input type="text" value="398"/>	501	<input type="text" value="52"/>	553
Native Hawaiian or Other Pacific Islander	<input type="text"/>	<input type="text"/>	<input type="text"/>	0	<input type="text"/>	0
White	<input type="text" value="2"/>	<input type="text" value="4"/>	<input type="text" value="15"/>	21	<input type="text" value="88"/>	109
Two or more races	<input type="text" value="1"/>	<input type="text" value="1"/>	<input type="text" value="7"/>	9	<input type="text"/>	9
Race and ethnicity unknown	<input type="text"/>	<input type="text"/>	<input type="text"/>	0	<input type="text"/>	0
Total women	<input checked="" type="checkbox"/> 43	75	447	565	153	718
Total women prior year	21	63	406	490	153	643
Grand total (men+women)	55	103	666	824	245	1,069
Grand total (men+women) prior year	28	110	673	811	272	1,083

Institution: Florida Agricultural and Mechanical University (133650)

User ID: P1336501

Part A - Fall Enrollment for Part-time Undergraduate Students: CIP CODE:13.0000

Enrollment as of the institution's official fall reporting date or as of October 15, 2022

CIP CODE: 13.0000 -- Education

Part-time undergraduate students

- Report Hispanic/Latino individuals of any race as Hispanic/Latino
- Report race for non-Hispanic/Latino individuals only

Men

Enrolled for <u>credit</u>	Degree/certificate-seeking			Total degree/certificate-seeking	Non-degree/ non-certificate-seeking	Total, part-time undergraduate students
	First-time	Non-first-time				
		Transfer-in	Continuing/ Returning			
U.S. Nonresident	<input type="text"/>	<input type="text"/>	<input type="text"/>	0	<input type="text"/>	0
Hispanic/Latino	<input type="text"/>	<input type="text"/>	1	1	<input type="text"/>	1
American Indian or Alaska Native	<input type="text"/>	<input type="text"/>	<input type="text"/>	0	<input type="text"/>	0
Asian	<input type="text"/>	<input type="text"/>	<input type="text"/>	0	<input type="text"/>	0
Black or African American	<input type="text"/>	<input type="text"/>	3	3	<input type="text"/>	3
Native Hawaiian or Other Pacific Islander	<input type="text"/>	<input type="text"/>	<input type="text"/>	0	<input type="text"/>	0
White	<input type="text"/>	<input type="text"/>	<input type="text"/>	0	<input type="text"/>	0
Two or more races	<input type="text"/>	<input type="text"/>	<input type="text"/>	0	<input type="text"/>	0
Race/ethnicity unknown	<input type="text"/>	<input type="text"/>	<input type="text"/>	0	<input type="text"/>	0
Total men	0	0	4	4	0	4

Women

Enrolled for <u>credit</u>	Degree/certificate-seeking			Total degree/certificate-seeking	Non-degree/ non-certificate-seeking	Total, part-time undergraduate students
	First-time	Non-first-time				
		Transfer-in	Continuing/ Returning			
U.S. Nonresident	<input type="text"/>	<input type="text"/>	<input type="text"/>	0	<input type="text"/>	0
Hispanic/Latino	<input type="text"/>	<input type="text"/>	<input type="text"/>	0	<input type="text"/>	0
American Indian or Alaska Native	<input type="text"/>	<input type="text"/>	<input type="text"/>	0	<input type="text"/>	0
Asian	<input type="text"/>	<input type="text"/>	<input type="text"/>	0	<input type="text"/>	0
Black or African American	<input type="text"/>	1	6	7	<input type="text"/>	7
Native Hawaiian or Other Pacific Islander	<input type="text"/>	<input type="text"/>	<input type="text"/>	0	<input type="text"/>	0
White	<input type="text"/>	<input type="text"/>	1	1	<input type="text"/>	1
Two or more races	<input type="text"/>	<input type="text"/>	<input type="text"/>	0	<input type="text"/>	0
Race/ethnicity unknown	<input type="text"/>	<input type="text"/>	<input type="text"/>	0	<input type="text"/>	0
Total women	0	1	7	8	0	8
Grand total (men+women)	0	1	11	12	0	12
Grand total (men+women) 2020-21		4	8	12		12

Institution: Florida Agricultural and Mechanical University (133650)

User ID: P1336501

Part A - Fall Enrollment for Part-time Undergraduate Students: CIP CODE:14.0000

Enrollment as of the institution's official fall reporting date or as of October 15, 2022

CIP CODE: 14.0000 -- Engineering

Part-time undergraduate students

- Report Hispanic/Latino individuals of any race as Hispanic/Latino
- Report race for non-Hispanic/Latino individuals only

Men

Enrolled for <u>credit</u>	Degree/certificate-seeking			Total degree/certificate-seeking	Non-degree/ non-certificate-seeking	Total, part-time undergraduate students
	First-time	Non-first-time				
		Transfer-in	Continuing/ Returning			
U.S. Nonresident	<input type="text"/>	<input type="text"/>	<input type="text"/>	0	<input type="text"/>	0
Hispanic/Latino	<input type="text"/>	<input type="text"/>	2	2	<input type="text"/>	2
American Indian or Alaska Native	<input type="text"/>	<input type="text"/>	<input type="text"/>	0	<input type="text"/>	0
Asian	<input type="text"/>	<input type="text"/>	<input type="text"/>	0	<input type="text"/>	0
Black or African American	<input type="text"/>	<input type="text"/>	16	16	<input type="text"/>	16
Native Hawaiian or Other Pacific Islander	<input type="text"/>	<input type="text"/>	<input type="text"/>	0	<input type="text"/>	0
White	<input type="text"/>	<input type="text"/>	<input type="text"/>	0	<input type="text"/>	0
Two or more races	<input type="text"/>	<input type="text"/>	<input type="text"/>	0	<input type="text"/>	0
Race and ethnicity unknown	<input type="text"/>	<input type="text"/>	<input type="text"/>	0	<input type="text"/>	0
Total men	0	0	18	18	0	18

Women

Enrolled for <u>credit</u>	Degree/certificate-seeking			Total degree/certificate-seeking	Non-degree/ non-certificate-seeking	Total, part-time undergraduate students
	First-time	Non-first-time				
		Transfer-in	Continuing/ Returning			
U.S. Nonresident	<input type="text"/>	<input type="text"/>	<input type="text"/>	0	<input type="text"/>	0
Hispanic/Latino	<input type="text"/>	<input type="text"/>	<input type="text"/>	0	<input type="text"/>	0
American Indian or Alaska Native	<input type="text"/>	<input type="text"/>	<input type="text"/>	0	<input type="text"/>	0
Asian	<input type="text"/>	<input type="text"/>	<input type="text"/>	0	<input type="text"/>	0
Black or African American	<input type="text"/>	<input type="text"/>	6	6	<input type="text"/>	6
Native Hawaiian or Other Pacific Islander	<input type="text"/>	<input type="text"/>	<input type="text"/>	0	<input type="text"/>	0
White	<input type="text"/>	<input type="text"/>	<input type="text"/>	0	<input type="text"/>	0
Two or more races	<input type="text"/>	<input type="text"/>	<input type="text"/>	0	<input type="text"/>	0
Race and ethnicity unknown	<input type="text"/>	<input type="text"/>	<input type="text"/>	0	<input type="text"/>	0
Total women	0	0	6	6	0	6
Grand total (men+women)	0	0	24	24	0	24
Grand total (men+women) 2020-21	4	4	28	36		36

Institution: Florida Agricultural and Mechanical University (133650)

User ID: P1336501

Part A - Fall Enrollment for Part-time Undergraduate Students: CIP CODE:26.0000

Enrollment as of the institution's official fall reporting date or as of October 15, 2022

CIP CODE: 26.0000 -- Biological and Biomedical Sciences

Part-time undergraduate students

- Report Hispanic/Latino individuals of any race as Hispanic/Latino
- Report race for non-Hispanic/Latino individuals only

Men

Enrolled for <u>credit</u>	Degree/certificate-seeking			Total degree/certificate-seeking	Non-degree/ non-certificate-seeking	Total, part-time undergraduate students
	First-time	Non-first-time				
		Transfer-in	Continuing/ Returning			
U.S. Nonresident	<input type="text"/>	<input type="text"/>	<input type="text"/>	0	<input type="text"/>	0
Hispanic/Latino	<input type="text"/>	<input type="text"/>	<input type="text" value="2"/>	2	<input type="text"/>	2
American Indian or Alaska Native	<input type="text"/>	<input type="text"/>	<input type="text"/>	0	<input type="text"/>	0
Asian	<input type="text"/>	<input type="text"/>	<input type="text" value="1"/>	1	<input type="text"/>	1
Black or African American	<input type="text" value="1"/>	<input type="text"/>	<input type="text" value="15"/>	16	<input type="text"/>	16
Native Hawaiian or Other Pacific Islander	<input type="text"/>	<input type="text"/>	<input type="text"/>	0	<input type="text"/>	0
White	<input type="text" value="1"/>	<input type="text"/>	<input type="text" value="2"/>	3	<input type="text"/>	3
Two or more races	<input type="text"/>	<input type="text"/>	<input type="text" value="1"/>	1	<input type="text"/>	1
Race and ethnicity unknown	<input type="text"/>	<input type="text"/>	<input type="text"/>	0	<input type="text"/>	0
Total men	2	0	21	23	0	23

Women

Enrolled for <u>credit</u>	Degree/certificate-seeking			Total degree/certificate-seeking	Non-degree/ non-certificate-seeking	Total, part-time undergraduate students
	First-time	Non-first-time				
		Transfer-in	Continuing/ Returning			
U.S. Nonresident	<input type="text"/>	<input type="text"/>	<input type="text"/>	0	<input type="text"/>	0
Hispanic/Latino	<input type="text"/>	<input type="text"/>	<input type="text" value="3"/>	3	<input type="text"/>	3
American Indian or Alaska Native	<input type="text"/>	<input type="text"/>	<input type="text"/>	0	<input type="text"/>	0
Asian	<input type="text"/>	<input type="text"/>	<input type="text"/>	0	<input type="text"/>	0
Black or African American	<input type="text" value="6"/>	<input type="text" value="8"/>	<input type="text" value="63"/>	77	<input type="text"/>	77
Native Hawaiian or Other Pacific Islander	<input type="text"/>	<input type="text"/>	<input type="text"/>	0	<input type="text"/>	0
White	<input type="text"/>	<input type="text"/>	<input type="text" value="2"/>	2	<input type="text"/>	2
Two or more races	<input type="text"/>	<input type="text"/>	<input type="text" value="4"/>	4	<input type="text"/>	4
Race and ethnicity unknown	<input type="text"/>	<input type="text"/>	<input type="text"/>	0	<input type="text"/>	0
Total women	6	8	72	86	0	86
Grand total (men+women)	8	8	93	109	0	109
Grand total (men+women) 2020-21	3	11	86	100	1	101

Institution: Florida Agricultural and Mechanical University (133650)

User ID: P1336501

Part A - Fall Enrollment for Part-time Undergraduate Students: CIP CODE:27.0000

Enrollment as of the institution's official fall reporting date or as of October 15, 2022

CIP CODE: 27.0000 -- Mathematics and Statistics

Part-time undergraduate students

- Report Hispanic/Latino individuals of any race as Hispanic/Latino
- Report race for non-Hispanic/Latino individuals only

Men

Enrolled for <u>credit</u>	Degree/certificate-seeking			Total degree/certificate-seeking	Non-degree/ non-certificate-seeking	Total, part-time undergraduate students
	First-time	Non-first-time				
		Transfer-in	Continuing/ Returning			
U.S. Nonresident	<input type="text"/>	<input type="text"/>	<input type="text"/>	0	<input type="text"/>	0
Hispanic/Latino	<input type="text"/>	<input type="text"/>	0	0	<input type="text"/>	0
American Indian or Alaska Native	<input type="text"/>	<input type="text"/>	<input type="text"/>	0	<input type="text"/>	0
Asian	<input type="text"/>	<input type="text"/>	<input type="text"/>	0	<input type="text"/>	0
Black or African American	<input type="text"/>	<input type="text"/>	<input type="text"/>	0	<input type="text"/>	0
Native Hawaiian or Other Pacific Islander	<input type="text"/>	<input type="text"/>	<input type="text"/>	0	<input type="text"/>	0
White	<input type="text"/>	<input type="text"/>	<input type="text"/>	0	<input type="text"/>	0
Two or more races	<input type="text"/>	<input type="text"/>	<input type="text"/>	0	<input type="text"/>	0
Race/ethnicity unknown	<input type="text"/>	<input type="text"/>	<input type="text"/>	0	<input type="text"/>	0
Total men	0	0	0	0	0	0

Women

Enrolled for <u>credit</u>	Degree/certificate-seeking			Total degree/certificate-seeking	Non-degree/ non-certificate-seeking	Total, part-time undergraduate students
	First-time	Non-first-time				
		Transfer-in	Continuing/ Returning			
U.S. Nonresident	<input type="text"/>	<input type="text"/>	<input type="text"/>	0	<input type="text"/>	0
Hispanic/Latino	<input type="text"/>	<input type="text"/>	<input type="text"/>	0	<input type="text"/>	0
American Indian or Alaska Native	<input type="text"/>	<input type="text"/>	<input type="text"/>	0	<input type="text"/>	0
Asian	<input type="text"/>	<input type="text"/>	<input type="text"/>	0	<input type="text"/>	0
Black or African American	<input type="text"/>	<input type="text"/>	2	2	<input type="text"/>	2
Native Hawaiian or Other Pacific Islander	<input type="text"/>	<input type="text"/>	<input type="text"/>	0	<input type="text"/>	0
White	<input type="text"/>	<input type="text"/>	1	1	<input type="text"/>	1
Two or more races	<input type="text"/>	<input type="text"/>	<input type="text"/>	0	<input type="text"/>	0
Race/ethnicity unknown	<input type="text"/>	<input type="text"/>	<input type="text"/>	0	<input type="text"/>	0
Total women	0	0	3	3	0	3
Grand total (men+women)	0	0	3	3	0	3
Grand total (men+women) 2020-21			3	3		3

Institution: Florida Agricultural and Mechanical University (133650)

User ID: P1336501

Part A - Fall Enrollment for Part-time Undergraduate Students: CIP CODE:40.0000

Enrollment as of the institution's official fall reporting date or as of October 15, 2022

CIP CODE: 40.0000 -- Physical Sciences

Part-time undergraduate students

- Report Hispanic/Latino individuals of any race as Hispanic/Latino
- Report race for non-Hispanic/Latino individuals only

Men

Enrolled for credit	Degree/certificate-seeking			Total degree/certificate-seeking	Non-degree/ non-certificate-seeking	Total, part-time undergraduate students
	First-time	Non-first-time				
		Transfer-in	Continuing/ Returning			
U.S. Nonresident	<input type="text"/>	<input type="text"/>	<input type="text"/>	0	<input type="text"/>	0
Hispanic/Latino	<input type="text"/>	<input type="text"/>	<input type="text"/>	0	<input type="text"/>	0
American Indian or Alaska Native	<input type="text"/>	<input type="text"/>	<input type="text"/>	0	<input type="text"/>	0
Asian	<input type="text"/>	<input type="text"/>	<input type="text"/>	0	<input type="text"/>	0
Black or African American	<input type="text"/>	<input type="text"/>	<input type="text" value="3"/>	3	<input type="text"/>	3
Native Hawaiian or Other Pacific Islander	<input type="text"/>	<input type="text"/>	<input type="text"/>	0	<input type="text"/>	0
White	<input type="text"/>	<input type="text"/>	<input type="text"/>	0	<input type="text"/>	0
Two or more races	<input type="text"/>	<input type="text"/>	<input type="text"/>	0	<input type="text"/>	0
Race and ethnicity unknown	<input type="text"/>	<input type="text"/>	<input type="text"/>	0	<input type="text"/>	0
Total men	0	0	3	3	0	3

Women

Enrolled for credit	Degree/certificate-seeking			Total degree/certificate-seeking	Non-degree/ non-certificate-seeking	Total, part-time undergraduate students
	First-time	Non-first-time				
		Transfer-in	Continuing/ Returning			
U.S. Nonresident	<input type="text"/>	<input type="text"/>	<input type="text"/>	0	<input type="text"/>	0
Hispanic/Latino	<input type="text"/>	<input type="text"/>	<input type="text"/>	0	<input type="text"/>	0
American Indian or Alaska Native	<input type="text"/>	<input type="text"/>	<input type="text"/>	0	<input type="text"/>	0
Asian	<input type="text"/>	<input type="text"/>	<input type="text"/>	0	<input type="text"/>	0
Black or African American	<input type="text" value="1"/>	<input type="text" value="2"/>	<input type="text" value="9"/>	12	<input type="text"/>	12
Native Hawaiian or Other Pacific Islander	<input type="text"/>	<input type="text"/>	<input type="text"/>	0	<input type="text"/>	0
White	<input type="text"/>	<input type="text"/>	<input type="text"/>	0	<input type="text"/>	0
Two or more races	<input type="text"/>	<input type="text" value="1"/>	<input type="text"/>	1	<input type="text"/>	1
Race and ethnicity unknown	<input type="text"/>	<input type="text"/>	<input type="text"/>	0	<input type="text"/>	0
Total women	1	3	9	13	0	13
Grand total (men+women)	1	3	12	16	0	16
Grand total (men+women) 2020-21	1	2	18	21		21

Institution: Florida Agricultural and Mechanical University (133650)

User ID: P1336501

Part A - Fall Enrollment for Part-time Undergraduate Students: CIP CODE:52.0000

Enrollment as of the institution's official fall reporting date or as of October 15, 2022

CIP CODE: 52.0000 -- Business, Management, Marketing and Related Support Services

Part-time undergraduate students

- Report Hispanic/Latino individuals of any race as Hispanic/Latino
- Report race for non-Hispanic/Latino individuals only

Men

Enrolled for <u>credit</u>	Degree/certificate-seeking			Total degree/certificate-seeking	Non-degree/ non-certificate-seeking	Total, part-time undergraduate students
	First-time	Non-first-time				
		Transfer-in	Continuing/ Returning			
U.S. Nonresident	<input type="text"/>	<input type="text"/>	<input type="text"/>	0	<input type="text"/>	0
Hispanic/Latino	<input type="text" value="1"/>	<input type="text"/>	<input type="text"/>	1	<input type="text"/>	1
American Indian or Alaska Native	<input type="text"/>	<input type="text"/>	<input type="text"/>	0	<input type="text"/>	0
Asian	<input type="text"/>	<input type="text"/>	<input type="text"/>	0	<input type="text"/>	0
Black or African American	<input type="text" value="1"/>	<input type="text" value="4"/>	<input type="text" value="19"/>	24	<input type="text"/>	24
Native Hawaiian or Other Pacific Islander	<input type="text"/>	<input type="text"/>	<input type="text"/>	0	<input type="text"/>	0
White	<input type="text"/>	<input type="text"/>	<input type="text"/>	0	<input type="text"/>	0
Two or more races	<input type="text"/>	<input type="text"/>	<input type="text" value="2"/>	2	<input type="text"/>	2
Race and ethnicity unknown	<input type="text"/>	<input type="text"/>	<input type="text"/>	0	<input type="text"/>	0
Total men	2	4	21	27	0	27

Women

Enrolled for <u>credit</u>	Degree/certificate-seeking			Total degree/certificate-seeking	Non-degree/ non-certificate-seeking	Total, part-time undergraduate students
	First-time	Non-first-time				
		Transfer-in	Continuing/ Returning			
U.S. Nonresident	<input type="text"/>	<input type="text"/>	<input type="text"/>	0	<input type="text"/>	0
Hispanic/Latino	<input type="text"/>	<input type="text" value="1"/>	<input type="text" value="3"/>	4	<input type="text"/>	4
American Indian or Alaska Native	<input type="text"/>	<input type="text"/>	<input type="text" value="1"/>	1	<input type="text"/>	1
Asian	<input type="text"/>	<input type="text"/>	<input type="text"/>	0	<input type="text"/>	0
Black or African American	<input type="text" value="2"/>	<input type="text" value="2"/>	<input type="text" value="36"/>	40	<input type="text"/>	40
Native Hawaiian or Other Pacific Islander	<input type="text"/>	<input type="text"/>	<input type="text"/>	0	<input type="text"/>	0
White	<input type="text"/>	<input type="text"/>	<input type="text"/>	0	<input type="text"/>	0
Two or more races	<input type="text"/>	<input type="text"/>	<input type="text"/>	0	<input type="text"/>	0
Race and ethnicity unknown	<input type="text"/>	<input type="text"/>	<input type="text"/>	0	<input type="text"/>	0
Total women	2	3	40	45	0	45
Grand total (men+women)	4	7	61	72	0	72
Grand total (men+women) 2020-21	2	9	71	82	1	83

Institution: Florida Agricultural and Mechanical University (133650)

User ID: P1336501

Part A - Fall Enrollment for Undergraduate Students Total

Enrollment as of the institution's official fall reporting date or as of October 15, 2022

Undergraduate Students

Men

Students enrolled for credit	Total full-time undergraduate students	Total part-time undergraduate students	Grand total, all undergraduate students
U.S. Nonresident	7	0	7
Hispanic/Latino	107	20	127
American Indian or Alaska Native	2	1	3
Asian	12	3	15
Black or African American	1,992	238	2,230
Native Hawaiian or Other Pacific Islander	0	0	0
White	84	83	167
Two or more races	35	6	41
Race and ethnicity unknown	0	0	0
Total men	2,239	351	2,590

Women

Students enrolled for credit	Total full-time students	Total part-time students	Grand total, all students
U.S. Nonresident	7	0	7
Hispanic/Latino	195	39	234
American Indian or Alaska Native	2	2	4
Asian	8	6	14
Black or African American	4,005	553	4,558
Native Hawaiian or Other Pacific Islander	4	0	4
White	91	109	200
Two or more races	89	9	98
Race and ethnicity unknown	0	0	0
Total women	4,401	718	5,119
Grand Total (men+women)	6,640	1,069	7,709

Institution: Florida Agricultural and Mechanical University (133650)

User ID: P1336501

Part A - Fall Enrollment for Graduate Students

Enrollment as of the institution's official fall reporting date or as of October 15, 2022

Graduate Students

Race/Ethnicity Reporting Reminder:

- Report Hispanic/Latino individuals of any race as Hispanic/Latino
- Report race for non-Hispanic/Latino individuals only

Graduate Student Reporting Reminder:

- Report all postbaccalaureate degree and certificate students as graduate students, including any doctor's-professional practice students (formerly first-professional)
- Even though Teacher Preparation certificate programs may require a bachelor's degree for admission, they are considered subbaccalaureate undergraduate programs, and students in these programs are undergraduate students.

Men

Enrolled for <u>credit</u>	Total <u>full-time</u>	Total <u>part-time</u>	Total graduate students
<u>U.S. Nonresident</u>	11	1	12
<u>Hispanic/Latino</u>	41	2	43
<u>American Indian or Alaska Native</u>	1		1
<u>Asian</u>	14	3	17
<u>Black or African American</u>	255	68	323
<u>Native Hawaiian or Other Pacific Islander</u>			0
<u>White</u>	64	14	78
<u>Two or more races</u>	12	2	14
<u>Race and ethnicity unknown</u>	1		1
Total men	399	90	489
Total men prior year	458	109	567

Women

Enrolled for <u>credit</u>	Total <u>full-time</u>	Total <u>part-time</u>	Total graduate students
<u>U.S. Nonresident</u>	13	1	14
<u>Hispanic/Latino</u>	95	10	105
<u>American Indian or Alaska Native</u>			0
<u>Asian</u>	19	1	20
<u>Black or African American</u>	593	144	737
<u>Native Hawaiian or Other Pacific Islander</u>			0
<u>White</u>	93	12	105
<u>Two or more races</u>	32	3	35
<u>Race and ethnicity unknown</u>		1	1
Total women	845	172	1,017
Total women prior year	942	190	1,132
Grand total (men+women)	1,244	262	1,506
Grand total (men+women) prior year	1,400	299	1,699

Institution: Florida Agricultural and Mechanical University (133650)

User ID: P1336501

Part A - Fall Enrollment for Graduate Students: CIP CODE:13.0000

Enrollment as of the institution's official fall reporting date or as of October 15, 2022

CIP CODE: 13.0000 -- Education

Graduate students

- Report Hispanic/Latino individuals of any race as Hispanic/Latino
- Report race for non-Hispanic/Latino individuals only
- Report all postbaccalaureate degree and certificate students as graduate students, including any doctor's-professional practice students (formerly first-professional)

Men

Students enrolled for <u>credit</u>	Total <u>full-time</u>	Total <u>part-time</u>	Total graduate students
U.S. Nonresident	<input type="text"/>	<input type="text"/>	0
Hispanic/Latino	<input type="text"/>	<input type="text"/>	0
American Indian or Alaska Native	<input type="text"/>	<input type="text"/>	0
Asian	<input type="text"/>	<input type="text"/>	0
Black or African American	12	21	33
Native Hawaiian or Other Pacific Islander	<input type="text"/>	<input type="text"/>	0
White	2	<input type="text"/>	2
Two or more races	<input type="text"/>	<input type="text"/>	0
Race and ethnicity unknown	<input type="text"/>	<input type="text"/>	0
Total men	14	21	35

Women

Students enrolled for <u>credit</u>	Total <u>full-time</u>	Total <u>part-time</u>	Total graduate students
U.S. Nonresident	<input type="text"/>	1	1
Hispanic/Latino	1	1	2
American Indian or Alaska Native	<input type="text"/>	<input type="text"/>	0
Asian	1	<input type="text"/>	1
Black or African American	33	40	73
Native Hawaiian or Other Pacific Islander	<input type="text"/>	<input type="text"/>	0
White	1	2	3
Two or more races	3	1	4
Race and ethnicity unknown	<input type="text"/>	<input type="text"/>	0
Total women	39	45	84

Grand total (men+women)	53	66	119
Grand total (men+women) 2020-21	60	79	139

Institution: Florida Agricultural and Mechanical University (133650)

User ID: P1336501

Part A - Fall Enrollment for Graduate Students: CIP CODE:14.0000

Enrollment as of the institution's official fall reporting date or as of October 15, 2022

CIP CODE: 14.0000 -- Engineering

Graduate students

- Report Hispanic/Latino individuals of any race as Hispanic/Latino
- Report race for non-Hispanic/Latino individuals only
- Report all postbaccalaureate degree and certificate students as graduate students, including any doctor's-professional practice students (formerly first-professional)

Men

Students enrolled for <u>credit</u>	Total <u>full-time</u>	Total <u>part-time</u>	Total graduate students
U.S. Nonresident	4		4
Hispanic/Latino	3		3
American Indian or Alaska Native	1		1
Asian	3		3
Black or African American	24	1	25
Native Hawaiian or Other Pacific Islander			0
White	1		1
Two or more races	1		1
Race and ethnicity unknown			0
Total men	37	1	38

Women

Students enrolled for <u>credit</u>	Total <u>full-time</u>	Total <u>part-time</u>	Total graduate students
U.S. Nonresident	3		3
Hispanic/Latino	1	1	2
American Indian or Alaska Native			0
Asian			0
Black or African American	21	2	23
Native Hawaiian or Other Pacific Islander			0
White	1		1
Two or more races			0
Race and ethnicity unknown			0
Total women	26	3	29

Grand total (men+women)	63	4	67
Grand total (men+women) 2020-21	58	8	66

Institution: Florida Agricultural and Mechanical University (133650)

User ID: P1336501

Part A - Fall Enrollment for Graduate Students: CIP CODE:26.0000

Enrollment as of the institution's official fall reporting date or as of October 15, 2022

CIP CODE: 26.0000 -- Biological and Biomedical Sciences

Graduate students

- Report Hispanic/Latino individuals of any race as Hispanic/Latino
- Report race for non-Hispanic/Latino individuals only
- Report all postbaccalaureate degree and certificate students as graduate students, including any doctor's-professional practice students (formerly first-professional)

Men

Students enrolled for <u>credit</u>	Total <u>full-time</u>	Total <u>part-time</u>	Total graduate students
U.S. Nonresident	<input type="text"/>	<input type="text"/>	0
Hispanic/Latino	<input type="text"/>	<input type="text"/>	0
American Indian or Alaska Native	<input type="text"/>	<input type="text"/>	0
Asian	<input type="text"/>	<input type="text"/>	0
Black or African American	<input type="text" value="1"/>	<input type="text"/>	1
Native Hawaiian or Other Pacific Islander	<input type="text"/>	<input type="text"/>	0
White	<input type="text" value="2"/>	<input type="text"/>	2
Two or more races	<input type="text"/>	<input type="text"/>	0
Race and ethnicity unknown	<input type="text"/>	<input type="text"/>	0
Total men	3	0	3

Women

Students enrolled for <u>credit</u>	Total <u>full-time</u>	Total <u>part-time</u>	Total graduate students
U.S. Nonresident	<input type="text"/>	<input type="text"/>	0
Hispanic/Latino	<input type="text" value="1"/>	<input type="text"/>	1
American Indian or Alaska Native	<input type="text"/>	<input type="text"/>	0
Asian	<input type="text"/>	<input type="text" value="1"/>	1
Black or African American	<input type="text" value="6"/>	<input type="text" value="1"/>	7
Native Hawaiian or Other Pacific Islander	<input type="text"/>	<input type="text"/>	0
White	<input type="text" value="1"/>	<input type="text"/>	1
Two or more races	<input type="text"/>	<input type="text"/>	0
Race and ethnicity unknown	<input type="text"/>	<input type="text"/>	0
Total women	8	2	10

Grand total (men+women)	11	2	13
Grand total (men+women) 2020-21	10	2	12

Institution: Florida Agricultural and Mechanical University (133650)

User ID: P1336501

Part A - Fall Enrollment for Graduate Students: CIP CODE:27.0000

Enrollment as of the institution's official fall reporting date or as of October 15, 2022

CIP CODE: 27.0000 -- Mathematics and Statistics

Graduate students

- Report Hispanic/Latino individuals of any race as Hispanic/Latino
- Report race for non-Hispanic/Latino individuals only
- Report all postbaccalaureate degree and certificate students as graduate students, including any doctor's-professional practice students (formerly first-professional)

Men

Students enrolled for <u>credit</u>	Total <u>full-time</u>	Total <u>part-time</u>	Total graduate students
U.S. Nonresident	<input type="text" value="0"/>	<input type="text"/>	0
Hispanic/Latino	<input type="text"/>	<input type="text"/>	0
American Indian or Alaska Native	<input type="text"/>	<input type="text"/>	0
Asian	<input type="text"/>	<input type="text"/>	0
Black or African American	<input type="text"/>	<input type="text"/>	0
Native Hawaiian or Other Pacific Islander	<input type="text"/>	<input type="text"/>	0
White	<input type="text"/>	<input type="text"/>	0
Two or more races	<input type="text"/>	<input type="text"/>	0
Race/ethnicity unknown	<input type="text"/>	<input type="text"/>	0
Total men	0	0	0

Women

Students enrolled for <u>credit</u>	Total <u>full-time</u>	Total <u>part-time</u>	Total graduate students
U.S. Nonresident	<input type="text" value="0"/>	<input type="text"/>	0
Hispanic/Latino	<input type="text"/>	<input type="text"/>	0
American Indian or Alaska Native	<input type="text"/>	<input type="text"/>	0
Asian	<input type="text"/>	<input type="text"/>	0
Black or African American	<input type="text"/>	<input type="text"/>	0
Native Hawaiian or Other Pacific Islander	<input type="text"/>	<input type="text"/>	0
White	<input type="text"/>	<input type="text"/>	0
Two or more races	<input type="text"/>	<input type="text"/>	0
Race/ethnicity unknown	<input type="text"/>	<input type="text"/>	0
Total women	0	0	0

Grand total (men+women)	0	0	0
Grand total (men+women) 2020-21			

Institution: Florida Agricultural and Mechanical University (133650)

User ID: P1336501

Part A - Fall Enrollment for Graduate Students: CIP CODE:40.0000

Enrollment as of the institution's official fall reporting date or as of October 15, 2022

CIP CODE: 40.0000 -- Physical Sciences

Graduate students

- Report Hispanic/Latino individuals of any race as Hispanic/Latino
- Report race for non-Hispanic/Latino individuals only
- Report all postbaccalaureate degree and certificate students as graduate students, including any doctor's-professional practice students (formerly first-professional)

Men

Students enrolled for <u>credit</u>	Total <u>full-time</u>	Total <u>part-time</u>	Total graduate students
U.S. Nonresident	<input type="text"/>	<input type="text"/>	0
Hispanic/Latino	<input type="text"/>	<input type="text"/>	0
American Indian or Alaska Native	<input type="text"/>	<input type="text"/>	0
Asian	<input type="text"/>	<input type="text" value="1"/>	1
Black or African American	<input type="text" value="10"/>	<input type="text" value="1"/>	11
Native Hawaiian or Other Pacific Islander	<input type="text"/>	<input type="text"/>	0
White	<input type="text"/>	<input type="text"/>	0
Two or more races	<input type="text"/>	<input type="text" value="1"/>	1
Race and ethnicity unknown	<input type="text"/>	<input type="text"/>	0
Total men	10	3	13

Women

Students enrolled for <u>credit</u>	Total <u>full-time</u>	Total <u>part-time</u>	Total graduate students
U.S. Nonresident	<input type="text"/>	<input type="text"/>	0
Hispanic/Latino	<input type="text"/>	<input type="text"/>	0
American Indian or Alaska Native	<input type="text"/>	<input type="text"/>	0
Asian	<input type="text"/>	<input type="text"/>	0
Black or African American	<input type="text" value="3"/>	<input type="text"/>	3
Native Hawaiian or Other Pacific Islander	<input type="text"/>	<input type="text"/>	0
White	<input type="text" value="1"/>	<input type="text"/>	1
Two or more races	<input type="text"/>	<input type="text"/>	0
Race and ethnicity unknown	<input type="text"/>	<input type="text"/>	0
Total women	4	0	4

Grand total (men+women)	14	3	17
Grand total (men+women) 2020-21	20	2	22

Institution: Florida Agricultural and Mechanical University (133650)

User ID: P1336501

Part A - Fall Enrollment for Graduate Students: CIP CODE:52.0000

Enrollment as of the institution's official fall reporting date or as of October 15, 2022

CIP CODE: 52.0000 -- Business, Management, Marketing and Related Support Services

Graduate students

- Report Hispanic/Latino individuals of any race as Hispanic/Latino
- Report race for non-Hispanic/Latino individuals only
- Report all postbaccalaureate degree and certificate students as graduate students, including any doctor's-professional practice students (formerly first-professional)

Men

Students enrolled for <u>credit</u>	Total <u>full-time</u>	Total <u>part-time</u>	Total graduate students
U.S. Nonresident	<input type="text"/>	<input type="text"/>	0
Hispanic/Latino	<input type="text" value="1"/>	<input type="text"/>	1
American Indian or Alaska Native	<input type="text"/>	<input type="text"/>	0
Asian	<input type="text"/>	<input type="text"/>	0
Black or African American	<input type="text" value="24"/>	<input type="text" value="4"/>	28
Native Hawaiian or Other Pacific Islander	<input type="text"/>	<input type="text"/>	0
White	<input type="text"/>	<input type="text"/>	0
Two or more races	<input type="text" value="1"/>	<input type="text"/>	1
Race and ethnicity unknown	<input type="text"/>	<input type="text"/>	0
Total men	26	4	30

Women

Students enrolled for <u>credit</u>	Total <u>full-time</u>	Total <u>part-time</u>	Total graduate students
U.S. Nonresident	<input type="text"/>	<input type="text"/>	0
Hispanic/Latino	<input type="text"/>	<input type="text" value="1"/>	1
American Indian or Alaska Native	<input type="text"/>	<input type="text"/>	0
Asian	<input type="text"/>	<input type="text"/>	0
Black or African American	<input type="text" value="43"/>	<input type="text" value="7"/>	50
Native Hawaiian or Other Pacific Islander	<input type="text"/>	<input type="text"/>	0
White	<input type="text"/>	<input type="text"/>	0
Two or more races	<input type="text" value="3"/>	<input type="text"/>	3
Race and ethnicity unknown	<input type="text"/>	<input type="text"/>	0
Total women	46	8	54

Grand total (men+women)	72	12	84
Grand total (men+women) 2020-21	112	21	133

Institution: Florida Agricultural and Mechanical University (133650)

User ID: P1336501

Part A - Fall Enrollment for Graduate Students: CIP CODE:22.0101

Enrollment as of the institution's official fall reporting date or as of October 15, 2022

CIP CODE: 22.0101 -- Law (LL.B., J.D.)

- Report Hispanic/Latino individuals of any race as Hispanic/Latino
- Report race for non-Hispanic/Latino individuals only

Men

Students enrolled for <u>credit</u>	Total <u>full-time</u>	Total <u>part-time</u>	Total
<u>U.S. Nonresident</u>	<input type="text" value="1"/>	<input type="text"/>	1
<u>Hispanic/Latino</u>	<input type="text" value="24"/>	<input type="text"/>	24
<u>American Indian or Alaska Native</u>	<input type="text"/>	<input type="text"/>	0
<u>Asian</u>	<input type="text" value="4"/>	<input type="text"/>	4
<u>Black or African American</u>	<input type="text" value="36"/>	<input type="text" value="2"/>	38
<u>Native Hawaiian or Other Pacific Islander</u>	<input type="text"/>	<input type="text"/>	0
<u>White</u>	<input type="text" value="36"/>	<input type="text" value="11"/>	47
<u>Two or more races</u>	<input type="text" value="4"/>	<input type="text"/>	4
<u>Race and ethnicity unknown</u>	<input type="text" value="1"/>	<input type="text"/>	1
Total men	106	13	119

Women

Students enrolled for <u>credit</u>	Total <u>full-time</u>	Total <u>part-time</u>	Total
<u>U.S. Nonresident</u>	<input type="text"/>	<input type="text"/>	0
<u>Hispanic/Latino</u>	<input type="text" value="65"/>	<input type="text" value="3"/>	68
<u>American Indian or Alaska Native</u>	<input type="text"/>	<input type="text"/>	0
<u>Asian</u>	<input type="text" value="4"/>	<input type="text"/>	4
<u>Black or African American</u>	<input type="text" value="112"/>	<input type="text" value="7"/>	119
<u>Native Hawaiian or Other Pacific Islander</u>	<input type="text"/>	<input type="text"/>	0
<u>White</u>	<input type="text" value="39"/>	<input type="text" value="6"/>	45
<u>Two or more races</u>	<input type="text" value="4"/>	<input type="text" value="1"/>	5
<u>Race and ethnicity unknown</u>	<input type="text"/>	<input type="text" value="1"/>	1
Total women	224	18	242

Grand total (men+women)	330	31	361
Grand total (men+women) 2020-21	449	25	474

Institution: Florida Agricultural and Mechanical University (133650)

User ID: P1336501

Part A - Fall Enrollment - Summary - Grand Totals

Fall Enrollment Summary

Men

Students enrolled for credit	Total full-time students	Total part-time students	Grand total, all students
U.S. Nonresident	18	1	19
Hispanic/Latino	148	22	170
American Indian or Alaska Native	3	1	4
Asian	26	6	32
Black or African American	2,247	306	2,553
Native Hawaiian or Other Pacific Islander	0	0	0
White	148	97	245
Two or more races	47	8	55
Race and ethnicity unknown	1	0	1
Total men	2,638	441	3,079

Women

Students enrolled for credit	Total full-time students	Total part-time students	Grand total, all students
U.S. Nonresident	20	1	21
Hispanic/Latino	290	49	339
American Indian or Alaska Native	2	2	4
Asian	27	7	34
Black or African American	4,598	697	5,295
Native Hawaiian or Other Pacific Islander	4	0	4
White	184	121	305
Two or more races	121	12	133
Race and ethnicity unknown	0	1	1
Total women	5,246	890	6,136
Grand Total (men+women)	7,884	1,331	9,215

Institution: Florida Agricultural and Mechanical University (133650)

User ID: P1336501

Part A - Fall Enrollment - Summary: CIP CODE:13.0000

Fall Enrollment Totals

CIP CODE: 13.0000 -- Education

Men

Students enrolled for credit	Total full-time students	Total part-time students	Grand total, all students
<u>U.S. Nonresident</u>	0	0	0
<u>Hispanic/Latino</u>	6	1	7
<u>American Indian or Alaska Native</u>	0	0	0
<u>Asian</u>	0	0	0
<u>Black or African American</u>	49	24	73
<u>Native Hawaiian or Other Pacific Islander</u>	0	0	0
<u>White</u>	6	0	6
Two or more races	1	0	1
Race and ethnicity unknown	0	0	0
Total men	62	25	87

Women

Students enrolled for credit	Total full-time students	Total part-time students	Grand total, all students
<u>U.S. Nonresident</u>	0	1	1
<u>Hispanic/Latino</u>	11	1	12
<u>American Indian or Alaska Native</u>	0	0	0
<u>Asian</u>	1	0	1
<u>Black or African American</u>	167	47	214
<u>Native Hawaiian or Other Pacific Islander</u>	0	0	0
<u>White</u>	3	3	6
Two or more races	7	1	8
Race and ethnicity unknown	0	0	0
Total women	189	53	242
Grand Total (men+women)	251	78	329

Institution: Florida Agricultural and Mechanical University (133650)

User ID: P1336501

Part A - Fall Enrollment - Summary: CIP CODE:14.0000

Fall Enrollment Totals

CIP CODE: 14.0000 -- Engineering

Men

Students enrolled for credit	Total full-time students	Total part-time students	Grand total, all students
<u>U.S. Nonresident</u>	5	0	5
<u>Hispanic/Latino</u>	17	2	19
<u>American Indian or Alaska Native</u>	2	0	2
<u>Asian</u>	7	0	7
<u>Black or African American</u>	277	17	294
<u>Native Hawaiian or Other Pacific Islander</u>	0	0	0
<u>White</u>	7	0	7
Two or more races	8	0	8
Race and ethnicity unknown	0	0	0
Total men	323	19	342

Women

Students enrolled for credit	Total full-time students	Total part-time students	Grand total, all students
<u>U.S. Nonresident</u>	3	0	3
<u>Hispanic/Latino</u>	5	1	6
<u>American Indian or Alaska Native</u>	0	0	0
<u>Asian</u>	0	0	0
<u>Black or African American</u>	158	8	166
<u>Native Hawaiian or Other Pacific Islander</u>	0	0	0
<u>White</u>	6	0	6
Two or more races	3	0	3
Race and ethnicity unknown	0	0	0
Total women	175	9	184
Grand Total (men+women)	498	28	526

Institution: Florida Agricultural and Mechanical University (133650)

User ID: P1336501

Part A - Fall Enrollment - Summary: CIP CODE:26.0000

Fall Enrollment Totals

CIP CODE: 26.0000 -- Biological and Biomedical Sciences

Men

Students enrolled for credit	Total full-time students	Total part-time students	Grand total, all students
<u>U.S. Nonresident</u>	0	0	0
<u>Hispanic/Latino</u>	2	2	4
<u>American Indian or Alaska Native</u>	0	0	0
<u>Asian</u>	1	1	2
<u>Black or African American</u>	57	16	73
<u>Native Hawaiian or Other Pacific Islander</u>	0	0	0
<u>White</u>	5	3	8
Two or more races	2	1	3
Race and ethnicity unknown	0	0	0
Total men	67	23	90

Women

Students enrolled for credit	Total full-time students	Total part-time students	Grand total, all students
<u>U.S. Nonresident</u>	0	0	0
<u>Hispanic/Latino</u>	18	3	21
<u>American Indian or Alaska Native</u>	0	0	0
<u>Asian</u>	0	1	1
<u>Black or African American</u>	381	78	459
<u>Native Hawaiian or Other Pacific Islander</u>	0	0	0
<u>White</u>	7	2	9
Two or more races	4	4	8
Race and ethnicity unknown	0	0	0
Total women	410	88	498
Grand Total (men+women)	477	111	588

Institution: Florida Agricultural and Mechanical University (133650)

User ID: P1336501

Part A - Fall Enrollment - Summary: CIP CODE:27.0000

Fall Enrollment Totals

CIP CODE: 27.0000 -- Mathematics and Statistics

Men

Students enrolled for credit	Total full-time students	Total part-time students	Grand total, all students
<u>U.S. Nonresident</u>	0	0	0
<u>Hispanic/Latino</u>	0	0	0
<u>American Indian or Alaska Native</u>	0	0	0
<u>Asian</u>	0	0	0
<u>Black or African American</u>	12	0	12
<u>Native Hawaiian or Other Pacific Islander</u>	0	0	0
<u>White</u>	1	0	1
Two or more races	0	0	0
Race and ethnicity unknown	0	0	0
Total men	13	0	13

Women

Students enrolled for credit	Total full-time students	Total part-time students	Grand total, all students
<u>U.S. Nonresident</u>	0	0	0
<u>Hispanic/Latino</u>	1	0	1
<u>American Indian or Alaska Native</u>	0	0	0
<u>Asian</u>	0	0	0
<u>Black or African American</u>	12	2	14
<u>Native Hawaiian or Other Pacific Islander</u>	0	0	0
<u>White</u>	0	1	1
Two or more races	0	0	0
Race and ethnicity unknown	0	0	0
Total women	13	3	16
Grand Total (men+women)	26	3	29

Institution: Florida Agricultural and Mechanical University (133650)

User ID: P1336501

Part A - Fall Enrollment - Summary: CIP CODE:40.0000

Fall Enrollment Totals

CIP CODE: 40.0000 -- Physical Sciences

Men

Students enrolled for credit	Total full-time students	Total part-time students	Grand total, all students
<u>U.S. Nonresident</u>	0	0	0
<u>Hispanic/Latino</u>	1	0	1
<u>American Indian or Alaska Native</u>	0	0	0
<u>Asian</u>	0	1	1
<u>Black or African American</u>	24	4	28
<u>Native Hawaiian or Other Pacific Islander</u>	0	0	0
<u>White</u>	2	0	2
Two or more races	0	1	1
Race and ethnicity unknown	0	0	0
Total men	27	6	33

Women

Students enrolled for credit	Total full-time students	Total part-time students	Grand total, all students
<u>U.S. Nonresident</u>	0	0	0
<u>Hispanic/Latino</u>	6	0	6
<u>American Indian or Alaska Native</u>	0	0	0
<u>Asian</u>	0	0	0
<u>Black or African American</u>	74	12	86
<u>Native Hawaiian or Other Pacific Islander</u>	0	0	0
<u>White</u>	2	0	2
Two or more races	0	1	1
Race and ethnicity unknown	0	0	0
Total women	82	13	95
Grand Total (men+women)	109	19	128

Institution: Florida Agricultural and Mechanical University (133650)

User ID: P1336501

Part A - Fall Enrollment - Summary: CIP CODE:52.0000

Fall Enrollment Totals

CIP CODE: 52.0000 -- Business, Management, Marketing and Related Support Services

Men

Students enrolled for credit	Total full-time students	Total part-time students	Grand total, all students
<u>U.S. Nonresident</u>	2	0	2
<u>Hispanic/Latino</u>	20	1	21
<u>American Indian or Alaska Native</u>	0	0	0
<u>Asian</u>	0	0	0
<u>Black or African American</u>	407	28	435
<u>Native Hawaiian or Other Pacific Islander</u>	0	0	0
<u>White</u>	10	0	10
Two or more races	9	2	11
Race and ethnicity unknown	0	0	0
Total men	448	31	479

Women

Students enrolled for credit	Total full-time students	Total part-time students	Grand total, all students
<u>U.S. Nonresident</u>	1	0	1
<u>Hispanic/Latino</u>	16	5	21
<u>American Indian or Alaska Native</u>	0	1	1
<u>Asian</u>	0	0	0
<u>Black or African American</u>	475	47	522
<u>Native Hawaiian or Other Pacific Islander</u>	0	0	0
<u>White</u>	9	0	9
Two or more races	13	0	13
Race and ethnicity unknown	0	0	0
Total women	514	53	567
Grand Total (men+women)	962	84	1,046

Institution: Florida Agricultural and Mechanical University (133650)

User ID: P1336501

Part A - Fall Enrollment- Gender Unknown or another gender than Men/Women categories

Part A - Fall Enrollment - Gender Unknown or another gender than Provided Categories

- The 'gender unknown' category is to report students for whom the institution does not know a gender.
- Institutions should not ask students that do not select a binary gender to allocate themselves to a binary gender category; it is up to the institution to allocate unknown students and students that indicate another gender into the binary categories throughout the forms where required. One commonly used method to allocate students is to use the known portion of men to women.

Is your institution able to report another gender for the 2022-23 data collection? If you indicate 'No', your institution should leave the cells in the rows for 'Another gender' blank (i.e., do not report 0). If you indicate 'Yes', but no students identified as another gender, please enter '0'.

Undergraduate students:

- Yes
- No

Graduate students:

- Yes
- No

Of the total students reported, how many students did you allocate to a binary gender category (Men/Women) because their gender was unknown or another gender than the provided categories?

	Number of students	
	Undergraduate students	Graduate students
Grand total	7,709	1,506
Gender unknown (i.e., gender information is not known or not collected).	<input type="text" value="0"/>	<input type="text" value="0"/>
Another gender (i.e., gender information is known but does not fall into either of the mutually exclusive binary categories provided [Men/Women]).	<input type="text"/>	<input type="text"/>
Total of Gender unknown + Another gender	0	0
Total of Students for whom gender is known and falls into one of the mutually exclusive binary categories provided [Men/Women]	7,709	1,506


Institution: Florida Agricultural and Mechanical University (133650)

User ID: P1336501

Part A - Fall Enrollment by Distance Education Status

Enrollment as of the institution's official fall reporting date or as of **October 15, 2022**

	Undergraduate Students		Graduate Students
	Degree/certificate-seeking	Non-degree/non-certificate-seeking	
i Enrolled <i>exclusively</i> in <u>distance education courses</u>	<input type="text" value="0"/>	<input type="text" value="0"/>	<input type="text" value="80"/>
Enrolled in <i>at least one</i> but not all distance education courses	<input type="text" value="4,373"/>	<input type="text" value="171"/>	<input type="text" value="515"/>
<i>Not enrolled</i> in any distance education courses	3,063	102	911
Total (from prior part A screens)	7,436	273	1,506

 You may use the box below to provide additional context for the data you have reported above. Context notes will be posted on the College Navigator website. Therefore, you should write all context notes using proper grammar (e.g., complete sentences with punctuation) and common language that can be easily understood by students and parents (e.g., spell out acronyms).

Institution: Florida Agricultural and Mechanical University (133650)

User ID: P1336501

Part A - Fall Enrollment by Distance Education Status

Of those students *exclusively* enrolled in distance education courses, report the number that are:

		Undergraduate Students		Graduate Students
		Degree/certificate-seeking	Non-degree/non-certificate-seeking	
Located in	FL	<input type="text"/>	<input type="text"/>	<input type="text" value="54"/>
Located in the U.S. but not in	FL	<input type="text"/>	<input type="text"/>	<input type="text" value="19"/>
Located in the U.S. but state/jurisdiction unknown		<input type="text"/>	<input type="text"/>	<input type="text" value="7"/>
Located outside the U.S.		<input type="text"/>	<input type="text"/>	<input type="text"/>
Location unknown/unreported		0	0	0
Total students exclusively enrolled in distance education (from section above)		0	0	80

Institution: Florida Agricultural and Mechanical University (133650)

User ID: P1336501

Part B - Fall Enrollment by Age and Gender for Full-time Undergraduate Students

Enrollment as of the institution's **official fall reporting date** or as of **October 15, 2022**NOTE: These data are **optional** this year.

Age	Full-time Undergraduate Students	
	Men	Women
Under 18	3	26
18-19	667	1,574
20-21	753	1,644
22-24	639	945
25-29	128	150
30-34	22	28
35-39	8	16
40-49	12	14
50-64	7	4
65 and over	0	0
Age unknown/unreported	0	0
Total full-time undergraduate students (from part A)	2,239	4,401

Institution: Florida Agricultural and Mechanical University (133650)

User ID: P1336501

Part B - Fall Enrollment by Age and Gender for Part-time Undergraduate Students

Enrollment as of the institution's official fall reporting date or as of October 15, 2022

NOTE: These data are optional this year.

Age	Part-time Undergraduate Students	
	Men	Women
Under 18	39	97
18-19	64	118
20-21	50	162
22-24	110	192
25-29	62	65
30-34	9	31
35-39	7	19
40-49	6	19
50-64	2	15
65 and over	2	0
Age unknown/unreported	0	0
Total part-time undergraduate students (from part A)	351	718

Institution: Florida Agricultural and Mechanical University (133650)

User ID: P1336501

Part B - Fall Enrollment by Age and Gender for Full-time Graduate Students

Enrollment as of the institution's official fall reporting date or as of October 15, 2022

NOTE: These data are optional this year.

Age	Full-time Graduate Students	
	Men	Women
Under 18	<input type="text" value="0"/>	<input type="text" value="0"/>
18-19	<input type="text" value="1"/>	<input type="text" value="0"/>
20-21	<input type="text" value="7"/>	<input type="text" value="31"/>
22-24	<input type="text" value="140"/>	<input type="text" value="315"/>
25-29	<input type="text" value="124"/>	<input type="text" value="277"/>
30-34	<input type="text" value="61"/>	<input type="text" value="122"/>
35-39	<input type="text" value="34"/>	<input type="text" value="44"/>
40-49	<input type="text" value="23"/>	<input type="text" value="38"/>
50-64	<input type="text" value="9"/>	<input type="text" value="17"/>
65 and over	<input type="text" value="0"/>	<input type="text" value="1"/>
Age unknown/unreported	0	0
Total full-time graduate students (from part A)	399	845

Institution: Florida Agricultural and Mechanical University (133650)

User ID: P1336501

Part B - Fall Enrollment by Age and Gender for Part-time Graduate Students

Enrollment as of the institution's official fall reporting date or as of October 15, 2022

NOTE: These data are optional this year.


Age	Part-time Graduate Students	
	Men	Women
Under 18	<input type="text" value="0"/>	<input type="text" value="0"/>
18-19	<input type="text" value="0"/>	<input type="text" value="0"/>
20-21	<input type="text" value="0"/>	<input type="text" value="1"/>
22-24	<input type="text" value="13"/>	<input type="text" value="19"/>
25-29	<input type="text" value="17"/>	<input type="text" value="43"/>
30-34	<input type="text" value="25"/>	<input type="text" value="25"/>
35-39	<input type="text" value="7"/>	<input type="text" value="32"/>
40-49	<input type="text" value="17"/>	<input type="text" value="33"/>
50-64	<input type="text" value="11"/>	<input type="text" value="19"/>
65 and over	<input type="text" value="0"/>	<input type="text" value="0"/>
Age unknown/unreported	0	0
Total part-time graduate students (from part A)	90	172

Institution: Florida Agricultural and Mechanical University (133650)

User ID: P1336501

Part C - Screening Question**Did any of your first-time degree/certificate-seeking undergraduate students (reported in Part A) enroll within 12 months of graduating high school or receiving their GED?**

- No, we do not have any first-time students who enrolled within 12 months of their high school graduation.
- Yes, we have first-time students who enrolled within 12 months of their high school graduation.

 You may use the box below to provide additional context for the data you have reported above. Context notes will be posted on the College Navigator website. Therefore, you should write all context notes using proper grammar (e.g., complete sentences with punctuation) and common language that can be easily understood by students and parents (e.g., spell out acronyms).

Institution: Florida Agricultural and Mechanical University (133650)

User ID: P1336501

Part C - Residence of First-time Undergraduates

Enrollment as of the institution's **official fall reporting date** or as of **October 15, 2022**Enter **at least one** zero, where applicable, to verify that the screen has not been skipped.

State of <u>residence</u> when student was first admitted	FIPS Code	i Total <u>first-time</u> degree/certificate-seeking undergraduates (1)	Of students in column 1, those who enrolled within 12 months of high school graduation or receiving their GED (2)
Alabama	01	<input type="text" value="13"/>	<input type="text" value="1"/>
Alaska	02	<input type="text" value="0"/>	<input type="text" value="0"/>
Arizona	04	<input type="text" value="2"/>	<input type="text" value="0"/>
Arkansas	05	<input type="text" value="2"/>	<input type="text" value="0"/>
California	06	<input type="text" value="9"/>	<input type="text" value="2"/>
Colorado	08	<input type="text" value="5"/>	<input type="text" value="2"/>
Connecticut	09	<input type="text" value="5"/>	<input type="text" value="1"/>
Delaware	10	<input type="text" value="1"/>	<input type="text" value="0"/>
District of Columbia	11	<input type="text" value="11"/>	<input type="text" value="3"/>
Florida	12	<input type="text" value="1,010"/>	<input type="text" value="874"/>
Georgia	13	<input type="text" value="189"/>	<input type="text" value="24"/>
Hawaii	15	<input type="text" value="0"/>	<input type="text" value="0"/>
Idaho	16	<input type="text" value="0"/>	<input type="text" value="0"/>
Illinois	17	<input type="text" value="45"/>	<input type="text" value="6"/>
Indiana	18	<input type="text" value="3"/>	<input type="text" value="0"/>
Iowa	19	<input type="text" value="0"/>	<input type="text" value="0"/>
Kansas	20	<input type="text" value="0"/>	<input type="text" value="0"/>
Kentucky	21	<input type="text" value="2"/>	<input type="text" value="0"/>
Louisiana	22	<input type="text" value="15"/>	<input type="text" value="2"/>
Maine	23	<input type="text" value="0"/>	<input type="text" value="0"/>

Institution: Florida Agricultural and Mechanical University (133650)

User ID: P1336501

Part C - Residence of First-time Undergraduates

Enrollment as of the institution's **official fall reporting date** or as of **October 15, 2022**Enter **at least one** zero, where applicable, to verify that the screen has not been skipped.

State of <u>residence</u> when student was first admitted	FIPS Code	Total <u>first-time</u> degree/certificate-seeking undergraduates (1)	Of students in column 1, those who enrolled within 12 months of high school graduation or receiving their GED (2)
Maryland	24	<input type="text" value="27"/>	<input type="text" value="2"/>
Massachusetts	25	<input type="text" value="2"/>	<input type="text" value="1"/>
Michigan	26	<input type="text" value="16"/>	<input type="text" value="4"/>
Minnesota	27	<input type="text" value="4"/>	<input type="text" value="1"/>
Mississippi	28	<input type="text" value="7"/>	<input type="text" value="1"/>
Missouri	29	<input type="text" value="6"/>	<input type="text" value="2"/>
Montana	30	<input type="text" value="0"/>	<input type="text" value="0"/>
Nebraska	31	<input type="text" value="0"/>	<input type="text" value="0"/>
Nevada	32	<input type="text" value="1"/>	<input type="text" value="1"/>
New Hampshire	33	<input type="text" value="0"/>	<input type="text" value="0"/>
New Jersey	34	<input type="text" value="10"/>	<input type="text" value="0"/>
New Mexico	35	<input type="text" value="0"/>	<input type="text" value="0"/>
New York	36	<input type="text" value="21"/>	<input type="text" value="5"/>
North Carolina	37	<input type="text" value="17"/>	<input type="text" value="3"/>
North Dakota	38	<input type="text" value="0"/>	<input type="text" value="0"/>
Ohio	39	<input type="text" value="10"/>	<input type="text" value="0"/>
Oklahoma	40	<input type="text" value="0"/>	<input type="text" value="0"/>
Oregon	41	<input type="text" value="1"/>	<input type="text" value="0"/>
Pennsylvania	42	<input type="text" value="23"/>	<input type="text" value="5"/>
Rhode Island	44	<input type="text" value="0"/>	<input type="text" value="0"/>

Institution: Florida Agricultural and Mechanical University (133650)


User ID: P1336501

Part C - Residence of First-time Undergraduates

Enrollment as of the institution's official fall reporting date or as of October 15, 2022

Enter at least one zero, where applicable, to verify that the screen has not been skipped.

State of residence when student was first admitted	FIPS Code	Total first-time degree/certificate-seeking undergraduates (1)	Of students in column 1, those who enrolled within 12 months of high school graduation or receiving their GED (2)
South Carolina	45	<input type="text" value="8"/>	<input type="text" value="0"/>
South Dakota	46	<input type="text" value="0"/>	<input type="text" value="0"/>
Tennessee	47	<input type="text" value="12"/>	<input type="text" value="4"/>
Texas	48	<input type="text" value="32"/>	<input type="text" value="9"/>
Utah	49	<input type="text" value="0"/>	<input type="text" value="0"/>
Vermont	50	<input type="text" value="0"/>	<input type="text" value="0"/>
Virginia	51	<input type="text" value="9"/>	<input type="text" value="2"/>
Washington	53	<input type="text" value="1"/>	<input type="text" value="0"/>
West Virginia	54	<input type="text" value="0"/>	<input type="text" value="0"/>
Wisconsin	55	<input type="text" value="4"/>	<input type="text" value="2"/>
Wyoming	56	<input type="text" value="0"/>	<input type="text" value="0"/>
State Unknown	57	<input type="text" value="11"/>	<input type="text" value="2"/>
American Samoa	60	<input type="text" value="0"/>	<input type="text" value="0"/>
Federated States of Micronesia	64	<input type="text" value=""/>	<input type="text" value=""/>
Guam	66	<input type="text" value="0"/>	<input type="text" value="0"/>
Marshall Islands	68	<input type="text" value=""/>	<input type="text" value=""/>
Northern Marianas	69	<input type="text" value=""/>	<input type="text" value=""/>
Palau	70	<input type="text" value=""/>	<input type="text" value=""/>
Puerto Rico	72	<input type="text" value="0"/>	<input type="text" value="0"/>
Virgin Islands	78	<input type="text" value="0"/>	<input type="text" value="0"/>
Foreign Countries	90	<input type="text" value="5"/>	<input type="text" value="2"/>
Residence unknown/unreported	98	<input type="text" value="0"/>	<input type="text" value=""/>
Total first-time degree/certificate-seeking undergraduates (from Part A)		1,539	961

 You may use the box below to provide additional context for the data you have reported above. Context notes will be posted on the College Navigator website. Therefore, you should write all context notes using proper grammar (e.g., complete sentences with punctuation) and common language that can be easily understood by students and parents (e.g., spell out acronyms).

Institution: Florida Agricultural and Mechanical University (133650)

User ID: P1336501

Part D - Total Undergraduate Entering Class

Total Undergraduate Entering Class, Fall 2022

D1	Total full-time, first-time degree/certificate-seeking <u>undergraduates</u> from Part A (GR cohort)	1,484
D2	Total <u>first-time</u> degree/certificate-seeking undergraduates (full-time + part-time) from Part A	1,539
D3	Total <u>transfer-in (non-first-time entering)</u> degree/certificate-seeking undergraduates (full-time + part-time) from Part A	714
D4	Total <u>non-degree/non-certificate-seeking</u> undergraduates (full-time + part-time) from Part A	273
D5	Of the total non-degree/non-certificate-seeking undergraduates displayed on line D4, the number that are new to the institution in Fall 2022	233
D6	Total <u>entering students</u> at the undergraduate level Note: This is calculated as first-time students (line D2) + students transferring to the institution (line D3) + non-degree/non-certificate-seeking undergraduates entering in Fall 2022 (line D5).	2,486
D7	Percentage of undergraduate entering class represented by your GR cohort (line D1/line D6)	60

Institution: Florida Agricultural and Mechanical University (133650)

User ID: P1336501

Part E - First-time Bachelor's Cohort Retention Rates (Full-time)

Retention Rates - Full-time, First-time Bachelor's Cohort from Fall 2021


Academic reporters determine the cohort and retention as of the institution's official fall reporting date or as of October 15. Program reporters determine the cohort with enrollment any time between August 1 and October 31, 2021 and retention based on August 1, 2022.

The retention rate is calculated by the system after clicking "Save" on the screen. Exclusions are subtracted from and inclusions are added to the original cohort and the resulting adjusted cohort is used for calculating the retention rate.

Retention Data Reporting Reminders:

- Include only **full-time, first-time bachelor's** students in this cohort.
- Determine the full-time cohort using Fall 2021 status (e.g., if a student was full-time in Fall 2021, report them in the full-time cohort regardless of their Fall 2022 status).
- If there are no students to report in the cohort, enter zero. Do not leave the field blank.
- Report in the exclusions box (line E2a) the number of students from the cohort who left the institution for any of the following reasons: died or were totally and permanently disabled; to serve in the armed forces (including those called to active duty); to serve with a foreign aid service of the Federal Government (e.g., Peace Corps); or to serve on official church missions.
- Report in the inclusion box (line E2b) first-time bachelor's-seeking study abroad students who were excluded from the first-time cohort (line E1) but who have re-enrolled at the institution their second year.

FULL-TIME, FIRST-TIME BACHELOR'S COHORT RETENTION:			Prior year data (Fall 2020 cohort)	
E1	Full-time, first-time Fall 2021 bachelor's cohort	<input checked="" type="checkbox"/> <input type="text" value="1,139"/>	997	
E2a	<u>Exclusions</u> from the Fall 2021 cohort	<input type="text" value="0"/>	0	
E2b	Inclusion to the Fall 2021 cohort	<input type="text" value="0"/>	0	
E3	Adjusted Fall 2021 cohort (line E1- E2a + E2b)	1,139	997	
E4	Students from Fall 2021 cohort still enrolled as of Fall 2022	<input type="text" value="1,023"/>	888	
E5	Full-time, first-time Fall 2021 bachelor's cohort retention rate (line E4 / line E3)	90 %	89	%

 The notes below provide context for the data you've reported above and **may** be posted on the College Navigator website. Choose one option that best explains your data or choose "Not Applicable" if you do not wish to provide context notes. If none of the options provided explain your institution's data, then choose "Other" and write your own context notes. Therefore, you should write all context notes using proper grammar (e.g., complete sentences with punctuation) and common language that can be easily understood by students and parents (e.g., spell out acronyms).

Institution: Florida Agricultural and Mechanical University (133650)

User ID: P1336501

Part E - First-time Bachelor's Cohort Retention Rates (Part-time)

Retention Rates - Part-time, First-time Bachelor's Cohort from Fall 2021


Academic reporters determine the cohort and retention as of the institution's official fall reporting date or as of October 15. Program reporters determine the cohort with enrollment any time between August 1 and October 31, 2021 and retention based on August 1, 2022.

The retention rate is calculated by the system after clicking "Save" on the screen. Exclusions are subtracted from the original cohort and the resulting adjusted cohort is used for calculating the retention rate.

Retention Data Reporting Reminders:

- Include only **part-time, first-time bachelor's** students in this cohort.
- Determine part-time using Fall 2021 attendance status (e.g., if a student was part-time in Fall 2021, report them in the part-time cohort regardless of their Fall 2022 status).
- If there are no students to report in the cohort, enter zero. Do not leave the field blank.
- Report in the exclusions box (line E7a) the number of students from the cohort who left the institution for any of the following reasons: died or were totally and permanently disabled; to serve in the armed forces (including those called to active duty); to serve with a foreign aid service of the Federal Government (e.g., Peace Corps); or to serve on official church missions.
- Report in the inclusion box (line E7b) first-time bachelor's-seeking study abroad students who were excluded from the first-time cohort (line E6) but who have re-enrolled at the institution their second year.

PART-TIME, FIRST-TIME BACHELOR'S COHORT RETENTION:			Prior year data (Fall 2020 cohort)	
E6	Part-time, first-time Fall 2021 bachelor's cohort	<input checked="" type="checkbox"/> <input type="text" value="28"/>	43	
E7a	<u>Exclusions</u> from the Fall 2021 cohort	<input type="text" value="0"/>	0	
E7b	Inclusions to the Fall 2021 cohort	<input type="text" value="0"/>	0	
E8	Adjusted Fall 2021 cohort (line E6 - E7a + E7b)	28	43	
E9	Students from Fall 2021 cohort still enrolled as of Fall 2022	<input type="text" value="17"/>	31	
E10	Part-time, first-time Fall 2021 bachelor's cohort retention rate (line E9 / line E8)	61 %	72	%

 The notes below provide context for the data you've reported above and **may** be posted on the College Navigator website. Choose one option that best explains your data or choose "Not Applicable" if you do not wish to provide context notes. If none of the options provided explain your institution's data, then choose "Other" and write your own context notes. Therefore, you should write all context notes using proper grammar (e.g., complete sentences with punctuation) and common language that can be easily understood by students and parents (e.g., spell out acronyms).

Not Applicable ▼

Institution: Florida Agricultural and Mechanical University (133650)

User ID: P1336501

Part F - Student-to-Faculty Ratio

Student-to-Faculty Ratio

Please provide your institution's student-to-faculty ratio (i.e., student-to-instructional staff) for undergraduate programs for Fall 2022. The student-to-faculty ratio and any accompanying context that is provided will be displayed on College Navigator.

Note: Logic in this item is similar to item I-2 from the Common Data Set data collection.

Click [here](#) to use a worksheet to help you determine the student-to-faculty ratio


Student-to-faculty ratio

to 1

Student-to-faculty ratio prior year

14

to 1

 You may use the box below to provide additional context for the data you have reported above. Context notes will be posted on the College Navigator website. Therefore, you should write all context notes using proper grammar (e.g., complete sentences with punctuation) and common language that can be easily understood by students and parents (e.g., spell out acronyms).

Institution: Florida Agricultural and Mechanical University (133650)

User ID: P1336501

Prepared by

Reporting Reminders:

- The name of the preparer is being collected so that we can follow up with the appropriate person in the event that there are questions concerning the data.
- The Keyholder will be copied on all email correspondence to other preparers.
- The time it took to prepare this component is being collected so that we can continue to improve our estimate of the reporting burden associated with IPEDS.
- Please include in your estimate the time it took for you to review instructions, query and search data sources, complete and review the component, and submit the data through the Data Collection System.
- Thank you for your assistance.

This survey component was prepared by:		
<input type="radio"/> Keyholder	<input type="radio"/> SFA Contact	<input type="radio"/> HR Contact
<input type="radio"/> Finance Contact	<input type="radio"/> Academic Library Contact	<input type="radio"/> Other
Name:	<input type="text" value="Qingfang Lu"/>	
Email:	<input type="text" value="qingfang.lu@fam.edu"/>	

How many staff from your institution only were involved in the data collection and reporting process of this survey component?

Number of Staff (including yourself)

How many hours did you and others from your institution only spend on each of the steps below when responding to this survey component?
Exclude the hours spent collecting data for state and other reporting purposes.

Staff member	Collecting Data Needed	Revising Data to Match IPEDS Requirements	Entering Data	Revising and Locking Data
Your office	<input type="text"/> hours	<input type="text"/> hours	<input type="text"/> hours	<input type="text"/> hours
Other offices	<input type="text"/> hours	<input type="text"/> hours	<input type="text"/> hours	<input type="text"/> hours

Institution: Florida Agricultural and Mechanical University (133650)

User ID: P1336501

Summary

Fall Enrollment Survey Summary

IPEDS collects important information regarding your institution. All data reported in IPEDS survey components become available in the IPEDS Data Center and appear as aggregated data in various Department of Education reports. Additionally, some of the reported data appears specifically for your institution through the College Navigator website and is included in your institution's Data Feedback Report (DFR). The purpose of this summary is to provide you an opportunity to view some of the data that, when accepted through the IPEDS quality control process, will appear on the College Navigator website and/or your DFR. College Navigator is updated approximately three months after the data collection period closes and Data Feedback Reports will be available through the [Data Center](#) and sent to your institution's CEO in November 2023.

Please review your data for accuracy. If you have questions about the data displayed below after reviewing the data reported on the survey screens, please contact the IPEDS Help Desk at: 1-877-225-2568 or ipedshelp@rti.org.

Four-Year Institutions with Graduate Students

Student Enrollment	
Total enrollment	9,215
Undergraduate enrollment	7,709
Undergraduate transfer-in enrollment	714
Graduate enrollment	1,506
Student-to-faculty ratio	14 to 1

Student Characteristics (All Students)	
Percent of all students who are female	67%
Percent of all students by race/ethnicity:	
American Indian or Alaska Native	0%
Asian	1%
Black or African American	85%
Hispanic/Latino	6%
Native Hawaiian or Pacific Islander	0%
White	6%
Two or More Races	2%
Race and ethnicity unknown	0%
U.S. Nonresident	0%

Undergraduate Student Characteristics	
Percent of undergraduates who are female	66%
Percent of undergraduates who are full-time	86%
Percent of undergraduates by race/ethnicity:	
American Indian or Alaska Native	0%
Asian	0%
Black or African American	88%
Hispanic/Latino	5%
Native Hawaiian or Pacific Islander	0%
White	5%
Two or More Races	2%
Race and ethnicity unknown	0%
U.S. Nonresident	0%

Undergraduate Retention and Graduation Rate Cohort	
First-time, full-time bachelor's seeking student retention rate	90%
First-time, part-time bachelor's seeking student retention rate	61%
Graduation rate cohort as percent of total entering students	60%

Graduate Student Characteristics	
Percent of graduate students who are female	68%
Percent of graduate students who are full-time	83%

Institution: Florida Agricultural and Mechanical University (133650)

User ID: P1336501

Edit Report

Fall Enrollment

Source	Description	Severity	Resolved	Options
Global Edits				
Perform Edits	The total number of first-time undergraduate students (1,539) in the Fall Enrollment component is different from the reported total number of first-time undergraduate students in the Admissions component (1,520). Please correct your data or explain the discrepancy. (Error #6824)	Explanation	Yes	
Reason	We checked the data files; the numbers were accurate.			
Screen: Part A - Fall Enrollment for Part-time Undergraduate Students				
Upload File	The number entered is outside the expected range when compared with the prior year value. Please correct your data or explain. (Error #6304)	Explanation	Yes	
Reason	We double checked the data file; the number was accurate.			
Screen: Part E - First-time Bachelor's Cohort Retention Rates (Full-time)				
Upload File	The full-time, first-time bachelor's cohort reported in Part E (1,139) is outside the expected range when compared with the prior year value (Fall 2020 cohort). Please correct your data or explain. (Error #6164)	Explanation	Yes	
Reason	We double checked the data file; the number was accurate.			
Screen: Part E - First-time Bachelor's Cohort Retention Rates (Part-time)				
Upload File	The part-time, first-time bachelor's cohort reported in Part E (28) is outside the expected range when compared with the prior year value (Fall 2020 cohort). Please correct your data or explain. (Error #6805)	Explanation	Yes	
Reason	We double checked the data file; the number was accurate.			