

**Institution: Florida Agricultural and Mechanical University
(133650)**

User ID: P1336501

Completions Overview

Welcome to the IPEDS Completions survey component. The Completions component is one of several IPEDS components that is conducted during the Fall data collection period. It collects the number of degrees and certificates awarded by field of study, level of award, race/ethnicity, and gender. The reporting period for the Completions component is during the 12-month time period beginning July 1 of the previous calendar year and ending June 30 of the current calendar year; therefore, for this year's Completions component, the reporting period is between July 1, 2015 and June 30, 2016. The Completions component is also collecting the number of students (e.g., completers) who earned awards between July 1, 2015 and June 30, 2016.

Completions Common Errors

Some common completions component errors include the following:

- Including award levels on your current year Completions that were not reported on your previous year's (PY) Institutional Characteristics (IC). [Award levels in the PY IC component cannot be changed; therefore, contact the IPEDS Help Desk at 1-877-225-2568 if you need assistance.]
- Forgetting to select CIP codes for new programs of study that are offered by the institution, but do not have completions for the reporting period.
- Forgetting to enter in zero in at least one of the cells for CIP codes that do not have completions.

Recent Changes

- The following question on **distance education** has been added to the bottom of each individual "CIP Data" screen:
"Is this program offered as a distance education program?"
- The following two screens, which collect data specifically on students were added to this component, beginning in the 2013-14 survey year:
 - **"All Completers"** - Collects the number of students who earned an award between July 1, 2015 and June 30, 2016 by gender and race/ethnicity. (The intent of this screen is to collect an **unduplicated count** of total numbers of completers.)
 - **"Completers by Level"** - Collects the number of students who earned an award between July 1, 2015 and June 30, 2016 by award level and 1) by gender; 2) by race/ethnicity; and 3) by age.
- The definition for Post-baccalaureate Certificate has changed slightly for the 2016-17 collection. The new definition is as follows: **An award that requires completion of an organized program of study beyond the bachelor's. It is designed for persons who have completed a baccalaureate degree, but does not meet the requirements of a master's degree.**

NOTE: Even though Teacher Preparation certificate programs may require a bachelor's degree for admission, they are considered sub-baccalaureate undergraduate programs, and students in these programs are undergraduate students.

General Information

CIP Codes:

The [CIP 2010 Website](#) includes a list of new CIP codes, a list of deleted CIP codes, a list of moved CIP Codes, and an online crosswalk of the 2000 CIP and 2010 CIP.

The Resources Page of the CIP 2010 website contains many valuable resources including:

- CIP 2010 Manual and copies of previous editions of the CIP Manual
- Crosswalk between the 2000 CIP codes and the 2010 CIP codes in Excel format

Keep in mind that some information provided by institutions on the Completions component appear in the [College Navigator](#), which is a major tool used by consumers searching for information about postsecondary education. It is therefore vitally important that you include accurate information about your institution.

Survey materials can be downloaded using the following link: [Survey Materials](#).

The prior year revision system can be accessed using the following link: [Prior Year Revision System](#)

Completions CIP Data

CIPCODE	Award Level	Major	Gender	Non Resident Alien	Hispanic / Latino	American Indian or Alaska Native	Asian	Black or African American	Native Hawaiian or Other Pacific Islander	White	Two or more Races	Race/ ethnicity unknown	Total	distance education program
01.0000 Agriculture, General	5 - Bachelor's degree	1	Men	0	1	0	0	5	0	2	0	0	8	
			Women	0	1	0	2	14	0	2	0	0	19	
			Total	0	2	0	2	19	0	4	0	0	27	No
01.0000 Agriculture, General	7 - Master's degree	1	Men	1	0	0	0	2	0	0	0	0	3	
			Women	2	0	0	0	3	0	0	0	0	5	
			Total	3	0	0	0	5	0	0	0	0	8	No
01.0102 Agribusiness/Agricultural Business Operations	5 - Bachelor's degree	1	Men	0	1	0	0	6	0	0	0	0	7	
			Women	0	0	0	0	3	0	0	0	0	3	
			Total	0	1	0	0	9	0	0	0	0	10	No
03.0103 Environmental Studies	5 - Bachelor's degree	1	Men	0	0	0	0	1	0	0	0	0	1	
			Women	0	0	0	0	0	0	1	0	0	1	
			Total	0	0	0	0	1	0	1	0	0	2	No
03.0104 Environmental Science	5 - Bachelor's degree	1	Men	0	0	0	0	1	0	0	0	0	1	
			Women	0	0	0	0	3	0	0	0	0	3	
			Total	0	0	0	0	4	0	0	0	0	4	No
03.0104 Environmental Science	7 - Master's degree	1	Men	0	0	0	0	0	0	0	0	0	0	
			Women	0	0	0	0	2	0	0	0	0	2	
			Total	0	0	0	0	2	0	0	0	0	2	No
03.0104 Environmental Science	17 - Doctor's degree - research / scholarship	1	Men	1	0	0	0	0	0	0	0	0	1	
			Women	1	0	0	0	1	0	0	0	0	2	
			Total	2	0	0	0	1	0	0	0	0	3	No
04.0201 Architecture	5 - Bachelor's degree	1	Men	1	1	0	2	17	0	1	0	0	22	
			Women	1	1	0	0	16	0	0	0	0	18	
			Total	2	2	0	2	33	0	1	0	0	40	No
04.0201 Architecture	7 - Master's degree	1	Men	6	0	0	1	11	0	3	0	0	21	
			Women	4	1	0	0	8	0	0	0	0	13	
			Total	10	1	0	1	19	0	3	0	0	34	No
05.0201 African-American/Black Studies	5 - Bachelor's degree	1	Men	0	0	0	0	1	0	0	0	0	1	
			Women	0	0	0	0	2	0	0	0	0	2	
			Total	0	0	0	0	3	0	0	0	0	3	No
09.0401 Journalism	5 - Bachelor's degree	1	Men	1	0	0	0	17	0	0	0	0	18	
			Women	0	0	0	0	46	0	0	0	0	46	
			Total	1	0	0	0	63	0	0	0	0	64	No
09.0902 Public Relations/Image Management	5 - Bachelor's degree	1	Men	0	0	0	0	6	0	0	0	0	6	
			Women	0	0	0	0	33	0	0	0	0	33	
			Total	0	0	0	0	39	0	0	0	0	39	No
11.0101 Computer and Information Sciences, General	5 - Bachelor's degree	1	Men	0	0	0	0	9	0	0	0	0	9	
			Women	0	0	0	0	6	0	0	0	0	6	
			Total	0	0	0	0	15	0	0	0	0	15	No
11.0101 Computer and Information Sciences, General	7 - Master's degree	1	Men	0	0	0	0	1	0	0	0	0	1	
			Women	1	0	0	0	1	0	0	0	0	2	
			Total	1	0	0	0	2	0	0	0	0	3	No
11.0103		1	Men	0	1	0	0	15	0	0	0	0	16	

CIPCODE	Award Level	Major	Gender	Non Resident Alien	Hispanic / Latino	American Indian or Alaska Native	Asian	Black or African American	Native Hawaiian or Other Pacific Islander	White	Two or more Races	Race/ ethnicity unknown	Total	distance education program
Information Technology	5 - Bachelor's degree		Women	0	0	0	0	6	0	0	0	0	6	
			Total	0	1	0	0	21	0	0	0	0	22	No
13.0301 Curriculum and Instruction	7 - Master's degree	1	Men	0	0	0	0	1	0	1	0	0	2	
			Women	0	0	0	0	2	0	0	0	0	2	
			Total	0	0	0	0	3	0	1	0	0	4	No
13.0401 Educational Leadership and Administration, General	7 - Master's degree	1	Men	0	0	0	0	0	0	0	0	0	0	
			Women	0	0	0	0	2	0	0	0	0	2	
			Total	0	0	0	0	2	0	0	0	0	2	No
13.0401 Educational Leadership and Administration, General	17 - Doctor's degree - research / scholarship	1	Men	0	0	0	0	0	0	0	0	0	0	
			Women	0	0	0	0	5	0	0	0	0	5	
			Total	0	0	0	0	5	0	0	0	0	5	No
13.1199 Student Counseling and Personnel Services, Other	7 - Master's degree	1	Men	0	0	0	0	0	0	0	0	0	0	
			Women	0	0	0	0	7	0	0	0	0	7	
			Total	0	0	0	0	7	0	0	0	0	7	No
13.1202 Elementary Education and Teaching	5 - Bachelor's degree	1	Men	0	0	0	0	3	0	0	0	0	3	
			Women	0	1	0	0	13	0	1	0	0	15	
			Total	0	1	0	0	16	0	1	0	0	18	No
13.1210 Early Childhood Education and Teaching	5 - Bachelor's degree	1	Men	0	0	0	0	0	0	0	0	0	0	
			Women	0	0	0	0	7	0	0	0	0	7	
			Total	0	0	0	0	7	0	0	0	0	7	No
13.1305 English/Language Arts Teacher Education	5 - Bachelor's degree	1	Men	0	0	0	0	0	0	0	0	0	0	
			Women	0	0	0	0	1	0	0	0	0	1	
			Total	0	0	0	0	1	0	0	0	0	1	No
13.1312 Music Teacher Education	5 - Bachelor's degree	1	Men	0	0	0	0	3	0	0	0	0	3	
			Women	0	0	0	0	1	0	0	0	0	1	
			Total	0	0	0	0	4	0	0	0	0	4	No
14.0301 Agricultural Engineering	5 - Bachelor's degree	1	Men	0	1	0	0	2	0	0	0	0	3	
			Women	0	0	0	0	2	0	0	0	0	2	
			Total	0	1	0	0	4	0	0	0	0	5	No
14.0701 Chemical Engineering	5 - Bachelor's degree	1	Men	0	0	0	0	3	0	0	0	0	3	
			Women	0	0	0	0	3	0	0	0	0	3	
			Total	0	0	0	0	6	0	0	0	0	6	No
14.0801 Civil Engineering, General	5 - Bachelor's degree	1	Men	1	0	0	0	3	0	0	0	0	4	
			Women	0	0	0	0	4	0	0	0	0	4	
			Total	1	0	0	0	7	0	0	0	0	8	No
14.0801 Civil Engineering, General	5 - Bachelor's degree	2	Men	0	0	0	0	1	0	0	0	0	1	
			Women	0	0	0	0	1	0	0	0	0	1	
			Total	0	0	0	0	2	0	0	0	0	2	No
14.0901 Computer Engineering, General	5 - Bachelor's degree	1	Men	0	0	0	0	2	0	0	0	0	2	
			Women	0	0	0	0	3	0	0	0	0	3	
			Total	0	0	0	0	5	0	0	0	0	5	No
14.0901 Computer Engineering, General	5 - Bachelor's degree	2	Men	0	0	0	0	1	0	0	0	0	1	
			Women	0	0	0	0	0	0	0	0	0	0	
			Total	0	0	0	0	1	0	0	0	0	1	No
14.1001		1	Men	0	0	0	1	7	0	1	0	0	9	

CIPCODE	Award Level	Major	Gender	Non Resident Alien	Hispanic / Latino	American Indian or Alaska Native	Asian	Black or African American	Native Hawaiian or Other Pacific Islander	White	Two or more Races	Race/ ethnicity unknown	Total	distance education program	
			Total	0	0	0	0	1	0	0	0	0	1	No	
30.0000 Multi-/Interdisciplinary Studies, General	5 - Bachelor's degree	1	Men	0	1	0	0	84	0	3	0	0	88		
			Women	2	0	0	1	108	0	2	0	0	113		
			Total	2	1	0	1	192	0	5	0	0	0	201	No
31.0501 Health and Physical Education/Fitness, General	5 - Bachelor's degree	1	Men	0	0	0	0	4	0	2	0	0	6		
			Women	0	0	0	0	3	0	0	0	0	0	3	
			Total	0	0	0	0	7	0	2	0	0	0	9	No
31.0504 Sport and Fitness Administration/Management	7 - Master's degree	1	Men	0	0	0	0	2	0	0	0	0	2		
			Women	0	1	0	0	3	0	0	0	0	0	4	
			Total	0	1	0	0	5	0	0	0	0	0	6	No
38.9999 Philosophy and Religious Studies, Other	5 - Bachelor's degree	1	Men	0	0	0	0	3	0	0	0	0	3		
			Women	0	0	0	0	2	0	0	0	0	0	2	
			Total	0	0	0	0	5	0	0	0	0	0	5	No
40.0501 Chemistry, General	5 - Bachelor's degree	1	Men	0	0	0	0	3	0	0	0	0	3		
			Women	0	0	0	0	3	0	0	0	0	0	3	
			Total	0	0	0	0	6	0	0	0	0	0	6	No
40.0501 Chemistry, General	7 - Master's degree	1	Men	0	0	0	0	2	0	0	0	0	2		
			Women	0	0	0	0	2	0	0	0	0	0	2	
			Total	0	0	0	0	4	0	0	0	0	0	4	No
40.0801 Physics, General	5 - Bachelor's degree	1	Men	0	1	0	0	1	0	0	0	0	2		
			Women	0	0	0	0	1	0	0	0	0	0	1	
			Total	0	1	0	0	2	0	0	0	0	0	3	No
40.0801 Physics, General	17 - Doctor's degree - research / scholarship	1	Men	0	0	0	0	1	0	0	0	0	1		
			Women	0	0	0	0	0	0	0	0	0	0	0	
			Total	0	0	0	0	1	0	0	0	0	0	1	No
42.0101 Psychology, General	5 - Bachelor's degree	1	Men	0	0	0	0	21	0	0	0	0	21		
			Women	1	0	1	0	61	0	1	0	0	0	64	
			Total	1	0	1	0	82	0	1	0	0	0	85	No
42.2802 Community Psychology	7 - Master's degree	1	Men	0	0	0	0	0	0	0	0	0	0		
			Women	0	0	0	0	19	0	0	0	0	0	19	
			Total	0	0	0	0	19	0	0	0	0	0	19	No
42.2805 School Psychology	8 - Post-Master's certificates	1	Men	0	0	0	0	0	0	0	0	0	0		
			Women	0	0	0	0	0	0	0	0	0	0	0	
			Total	0	0	0	0	0	0	0	0	0	0	0	No
43.0104 Criminal Justice/Safety Studies	5 - Bachelor's degree	1	Men	0	1	0	0	48	0	0	0	0	49		
			Women	0	0	1	0	77	0	0	0	0	0	78	
			Total	0	1	1	0	125	0	0	0	0	0	127	No
43.0104 Criminal Justice/Safety Studies	5 - Bachelor's degree	2	Men	0	0	0	0	1	0	0	0	0	1		
			Women	0	0	0	0	0	0	0	0	0	0	0	
			Total	0	0	0	0	1	0	0	0	0	0	1	No
44.0701 Social Work	5 - Bachelor's degree	1	Men	0	0	0	0	13	0	0	0	0	13		
			Women	0	1	0	0	63	0	0	0	0	0	64	
			Total	0	1	0	0	76	0	0	0	0	0	77	No
44.0701 Social Work	7 - Master's degree	1	Men	0	0	0	0	2	0	0	0	0	2		
			Women	0	0	0	0	7	0	0	0	0	0	7	

CIPCODE	Award Level	Major	Gender	Non Resident Alien	Hispanic / Latino	American Indian or Alaska Native	Asian	Black or African American	Native Hawaiian or Other Pacific Islander	White	Two or more Races	Race/ ethnicity unknown	Total	distance education program
45.0101 Social Sciences, General	7 - Master's degree	1	Total	0	0	0	0	9	0	0	0	0	9	No
			Men	0	0	0	0	20	0	0	0	0	20	
			Women	0	0	0	0	26	0	1	0	0	27	
45.0101 Social Sciences, General	7 - Master's degree	2	Total	0	0	0	0	46	0	1	0	0	47	No
			Men	0	0	0	0	0	0	0	0	0	0	
			Women	0	0	0	0	1	0	0	0	0	1	
45.0601 Economics, General	5 - Bachelor's degree	1	Total	0	0	0	0	1	0	0	0	0	1	No
			Men	2	0	0	0	11	0	1	0	0	14	
			Women	0	0	0	0	5	0	0	0	0	5	
45.1001 Political Science and Government, General	5 - Bachelor's degree	1	Total	2	0	0	0	16	0	1	0	0	19	No
			Men	0	0	0	0	23	0	1	1	0	25	
			Women	0	0	0	0	36	0	0	0	0	36	
45.1101 Sociology	5 - Bachelor's degree	1	Total	0	0	0	0	59	0	1	1	0	61	No
			Men	0	0	0	0	12	0	0	0	0	12	
			Women	0	0	0	0	16	0	0	0	0	16	
50.0409 Graphic Design	5 - Bachelor's degree	1	Total	0	0	0	0	28	0	0	0	0	28	No
			Men	0	0	0	0	10	0	1	0	0	11	
			Women	0	0	0	0	9	0	0	0	0	9	
50.0501 Drama and Dramatics/Theatre Arts, General	5 - Bachelor's degree	1	Total	0	0	0	0	19	0	1	0	0	20	No
			Men	0	0	0	0	3	0	0	0	0	3	
			Women	0	0	0	0	9	0	0	0	0	9	
50.0901 Music, General	5 - Bachelor's degree	1	Total	0	0	0	0	12	0	0	0	0	12	No
			Men	0	0	0	0	9	0	1	0	0	10	
			Women	0	0	0	0	6	0	0	0	0	6	
51.0000 Health Services/Allied Health/Health Sciences, General	5 - Bachelor's degree	1	Total	0	2	0	0	15	0	1	0	0	16	No
			Men	0	1	0	0	58	0	3	1	0	63	
			Women	0	1	0	0	140	0	1	1	0	143	
51.0701 Health/Health Care Administration/Management	5 - Bachelor's degree	1	Total	0	2	0	0	62	0	0	0	0	64	No
			Men	0	0	0	0	16	0	0	0	0	16	
			Women	0	2	0	0	46	0	0	0	0	48	
51.0701 Health/Health Care Administration/Management	7 - Master's degree	1	Total	0	0	0	0	4	0	0	0	0	4	No
			Men	0	0	0	0	1	0	0	0	0	1	
			Women	0	0	0	0	3	0	0	0	0	3	
51.0706 Health Information/Medical Records Administration/Administrator	5 - Bachelor's degree	1	Total	0	0	0	1	29	0	0	0	0	30	No
			Men	0	0	0	1	6	0	0	0	0	7	
			Women	0	0	0	0	23	0	0	0	0	23	
51.0908 Respiratory Care Therapy/Therapist	5 - Bachelor's degree	1	Total	0	0	0	0	27	0	0	0	0	27	No
			Men	0	0	0	0	6	0	0	0	0	6	
			Women	0	0	0	0	21	0	0	0	0	21	
51.2001 Pharmacy	18 - Doctor's degree - professional practice	1	Total	1	3	3	0	22	0	15	0	0	44	
			Men	1	4	0	5	85	0	16	0	0	111	
			Women	1	3	3	5	107	0	31	0	0	155	No

CIPCODE	Award Level	Major	Gender	Non Resident Alien	Hispanic / Latino	American Indian or Alaska Native	Asian	Black or African American	Native Hawaiian or Other Pacific Islander	White	Two or more Races	Race/ ethnicity unknown	Total	distance education program
51.2099 Pharmacy, Pharmaceutical Sciences, and Administration, Other	17 - Doctor's degree - research / scholarship	1	Men	0	0	0	0	1	0	0	0	0	1	
			Women	1	0	0	0	1	0	0	0	0	2	
			Total	1	0	0	0	2	0	0	0	0	3	No
51.2201 Public Health, General	7 - Master's degree	1	Men	0	0	0	0	9	0	0	0	0	9	
			Women	0	0	0	0	20	0	0	0	0	20	
			Total	0	0	0	0	29	0	0	0	0	29	Yes
51.2201 Public Health, General	17 - Doctor's degree - research / scholarship	1	Men	0	0	0	0	1	0	0	0	0	1	
			Women	0	0	0	0	5	0	0	0	0	5	
			Total	0	0	0	0	6	0	0	0	0	6	No
51.2306 Occupational Therapy/Therapist	7 - Master's degree	1	Men	0	0	0	0	4	0	1	0	0	5	
			Women	0	0	0	0	26	0	2	0	0	28	
			Total	0	0	0	0	30	0	3	0	0	33	No
51.2308 Physical Therapy/Therapist	18 - Doctor's degree - professional practice	1	Men	0	0	0	1	9	0	2	0	0	12	
			Women	0	0	0	0	23	0	1	0	0	24	
			Total	0	0	0	1	32	0	3	0	0	36	No
51.3801 Registered Nursing/Registered Nurse	5 - Bachelor's degree	1	Men	1	0	0	0	3	0	2	0	0	6	
			Women	2	0	0	1	67	0	3	0	0	73	
			Total	3	0	0	1	70	0	5	0	0	79	No
51.3801 Registered Nursing/Registered Nurse	7 - Master's degree	1	Men	0	0	0	0	0	0	0	0	0	0	
			Women	0	0	0	0	2	0	1	0	0	3	
			Total	0	0	0	0	2	0	1	0	0	3	Yes
52.0201 Business Administration and Management, General	5 - Bachelor's degree	1	Men	0	1	0	0	61	0	0	0	0	62	
			Women	2	0	0	0	63	0	0	0	0	65	
			Total	2	1	0	0	124	0	0	0	0	127	No
52.0201 Business Administration and Management, General	7 - Master's degree	1	Men	1	0	0	0	19	0	0	0	0	20	
			Women	1	0	0	0	25	0	0	0	0	26	
			Total	2	0	0	0	44	0	0	0	0	46	Yes
52.0301 Accounting	5 - Bachelor's degree	1	Men	0	0	0	0	13	0	1	0	0	14	
			Women	0	0	0	0	15	0	0	0	0	15	
			Total	0	0	0	0	28	0	1	0	0	29	No
54.0101 History, General	5 - Bachelor's degree	1	Men	0	1	0	0	8	0	0	1	0	10	
			Women	0	0	0	0	5	0	0	0	0	5	
			Total	0	1	0	0	13	0	0	1	0	15	No

Completions: total by first major

99.0000 Summary Grand Totals	Award Level	Nonresident alien	Hispanic Latino	American Indian or Alaska Native	Asian	Black or African American	Native Hawaiian or Other Pacific Islander	White	Two or more Races	Race/ethnicity unknown	Total	PY Total
Associate's degree	3											
Men		0	1	0	1	14	0	0	0	0	16	14
Women		0	0	0	0	37	0	1	0	0	38	53
Total		0	1	0	1	51	0	1	0	0	54	67
Bachelor's degree	5											
Men		6	12	0	5	559	0	23	4	0	609	569
Women		9	8	3	4	1030	0	12	1	0	1067	938
Total		15	20	3	9	1589	0	35	5	0	1676	1507
Master's degree	7											
Men		9	0	0	1	80	0	5	0	0	95	76
Women		8	2	0	0	162	0	4	0	0	176	155
Total		17	2	0	1	242	0	9	0	0	271	231
Post-Master's certificates	8											
Men		0	0	0	0	0	0	0	0	0	0	0
Women		0	0	0	0	0	0	0	0	0	0	1
Total		0	0	0	0	0	0	0	0	0	0	1
Doctor's degree - research / scholarship	17											
Men		1	0	0	0	5	0	0	0	0	6	4
Women		2	0	0	0	12	0	0	0	0	14	17
Total		3	0	0	0	17	0	0	0	0	20	21
Doctor's degree - professional practice	18											
Men		1	12	4	2	48	0	35	1	0	103	124
Women		1	22	2	8	137	0	32	1	0	203	208
Total		2	34	6	10	185	0	67	2	0	306	332

Grand Total Men		17	25	4	9	706	0	63	5	0	829	787
Grand Total Women		20	32	5	12	1378	0	49	2	0	1498	1372
Grand Total		37	57	9	21	2084	0	112	7	0	2327	2159

PY Grand Total Men		10	26	0	6	691	0	54	0	0		787
PY Grand Total Women		5	18	5	22	1275	0	44	3	0		1372
PY Grand Total		15	44	5	28	1966	0	98	3	0		2159

Completions: total by second major

99.0000 Summary Grand Totals	Award Level	Nonresident alien	Hispanic Latino	American Indian or Alaska Native	Asian	Black or African American	Native Hawaiian or Other Pacific Islander	White	Two or more Races	Race/ethnicity unknown	Total	PY Total
Bachelor's degree	5											
Men		0	0	0	0	4	0	0	0	0	4	1
Women		0	0	0	0	1	0	0	0	0	1	3
Total		0	0	0	0	5	0	0	0	0	5	4
Master's degree	7											
Men		0	0	0	0	0	0	0	0	0	0	0
Women		0	0	0	0	1	0	0	0	0	1	0
Total		0	0	0	0	1	0	0	0	0	1	0

Grand Total Men		0	0	0	0	4	0	0	0	0	4	1
Grand Total Women		0	0	0	0	2	0	0	0	0	2	3
Grand Total		0	0	0	0	6	0	0	0	0	6	4

PY Grand Total Men		0	0	0	0	1	0	0	0	0		1
PY Grand Total Women		0	0	0	0	3	0	0	0	0		3
PY Grand Total		0	0	0	0	4	0	0	0	0		4

All Completers

Institutions must report the following information. (Some data will be pre-populated from the completions by CIP code data.)

All Completers

Number of students by gender and race and ethnicity earning an award between July 1, 2015 and June 30, 2016. Count each student only once, regardless of how many awards he/she earned. The intent of this screen is to collect an unduplicated count of total numbers of *completers*.

- Report Hispanic/Latino individuals of any race as Hispanic/Latino
- Report race for non-Hispanic/Latino individuals only

	Men		Women		Total Students
	Number of Students	Total Awards	Number of Students	Total Awards	
<u>Nonresident alien</u>	17	17	20	20	37
<u>Hispanic/Latino</u>	25	25	32	32	57
<u>American Indian or Alaska Native</u>	4	4	5	5	9
<u>Asian</u>	9	9	12	12	21
<u>Black or African American</u>	699	706	1,368	1,378	2,067
<u>Native Hawaiian or Other Pacific Islander</u>	0	0	0	0	0
<u>White</u>	63	63	49	49	112
<u>Two or more races</u>	5	5	2	2	7
<u>Race and ethnicity unknown</u>	0	0	0	0	0
TOTAL	822	829	1,488	1,498	2,310
PY TOTAL	777		1,365		2,142

Completers by Level

Institutions must report the following information. This screen will be shown for each of the following award categories for which completions have been reported:

- Less than 1-year certificates
- At least 1 but less than 4-year certificates
- Associate's degrees
- Bachelor's degrees
- Master's degrees
- Doctor's degrees
- Postbaccalaureate and post-master's certificates

Associate's degrees

Number of students by gender, by race and ethnicity, and by age earning this award between July 1, 2015 and June 30, 2016. Each student should be counted once per award level. For example, if a student earned a master's degree and a doctor's degree, he/she should be counted once in master's and once in doctor's. A student earning two master's degrees should be counted only once.

- Report Hispanic/Latino individuals of any race as Hispanic/Latino
- Report race for non-Hispanic/Latino individuals only


	Number of Students	Total Awards
By Gender		
Men	<input type="text" value="16"/>	16
Women	<input type="text" value="38"/>	38
TOTAL	54	54
PY TOTAL	67	

By Race/Ethnicity

<u>Nonresident alien</u>	<input type="text" value="0"/>	0
<u>Hispanic/Latino</u>	<input type="text" value="1"/>	1
<u>American Indian or Alaska Native</u>	<input type="text" value="0"/>	0
<u>Asian</u>	<input type="text" value="1"/>	1
<u>Black or African American</u>	<input type="text" value="51"/>	51
<u>Native Hawaiian or Other Pacific Islander</u>	<input type="text" value="0"/>	0

<u>White</u>	<input type="text" value="1"/>	1
Two or more races	<input type="text" value="0"/>	0
<u>Race and ethnicity unknown</u>	<input type="text" value="0"/>	0
TOTAL	54	54



 **By Age**

Under 18	<input type="text" value="0"/>	
18-24	<input type="text" value="47"/>	
25-39	<input type="text" value="6"/>	
40 and Above	<input type="text" value="1"/>	
Age Unknown	<input type="text" value="0"/>	
TOTAL	54	54

Completers by Level

Institutions must report the following information. This screen will be shown for each of the following award categories for which completions have been reported:

- Less than 1-year certificates
- At least 1 but less than 4-year certificates
- Associate's degrees
- Bachelor's degrees
- Master's degrees
- Doctor's degrees
- Postbaccalaureate and post-master's certificates

Bachelor's degrees

Number of students by gender, by race and ethnicity, and by age earning this award between July 1, 2015 and June 30, 2016. Each student should be counted once per award level. For example, if a student earned a master's degree and a doctor's degree, he/she should be counted once in master's and once in doctor's. A student earning two master's degrees should be counted only once.

- Report Hispanic/Latino individuals of any race as Hispanic/Latino
- Report race for non-Hispanic/Latino individuals only


	Number of Students	Total Awards
By Gender		
Men	605	609
Women	1,062	1,067
TOTAL	1,667	1,676
PY TOTAL	1,498	

By Race/Ethnicity

<u>Nonresident alien</u>	15	15
<u>Hispanic/Latino</u>	20	20
<u>American Indian or Alaska Native</u>	3	3
<u>Asian</u>	9	9
<u>Black or African American</u>	1,580	1,589
<u>Native Hawaiian or Other Pacific Islander</u>	0	0

<u>White</u>	<input type="text" value="35"/>	35
Two or more races	<input type="text" value="5"/>	5
<u>Race and ethnicity unknown</u>	<input type="text" value="0"/>	0
TOTAL	1,667	1,676



 **By Age**

Under 18	<input type="text" value="0"/>	
18-24	<input type="text" value="1,167"/>	
25-39	<input type="text" value="455"/>	
40 and Above	<input type="text" value="45"/>	
Age Unknown	<input type="text" value="0"/>	
TOTAL	1,667	1,676

Completers by Level

Institutions must report the following information. This screen will be shown for each of the following award categories for which completions have been reported:

- Less than 1-year certificates
- At least 1 but less than 4-year certificates
- Associate's degrees
- Bachelor's degrees
- Master's degrees
- Doctor's degrees
- Postbaccalaureate and post-master's certificates

Master's degrees

Number of students by gender, by race and ethnicity, and by age earning this award between July 1, 2015 and June 30, 2016. Each student should be counted once per award level. For example, if a student earned a master's degree and a doctor's degree, he/she should be counted once in master's and once in doctor's. A student earning two master's degrees should be counted only once.

- Report Hispanic/Latino individuals of any race as Hispanic/Latino
- Report race for non-Hispanic/Latino individuals only


	Number of Students	Total Awards
By Gender		
Men	<input type="text" value="95"/>	95
Women	<input type="text" value="176"/>	176
TOTAL	271	271
PY TOTAL	230	

By Race/Ethnicity

<u>Nonresident alien</u>	<input type="text" value="17"/>	17
<u>Hispanic/Latino</u>	<input type="text" value="2"/>	2
<u>American Indian or Alaska Native</u>	<input type="text" value="0"/>	0
<u>Asian</u>	<input type="text" value="1"/>	1
<u>Black or African American</u>	<input type="text" value="242"/>	242
<u>Native Hawaiian or Other Pacific Islander</u>	<input type="text" value="0"/>	0

<u>White</u>	<input type="text" value="9"/>	9
Two or more races	<input type="text" value="0"/>	0
<u>Race and ethnicity unknown</u>	<input type="text" value="0"/>	0
TOTAL	271	271



 **By Age**

Under 18	<input type="text" value="0"/>	
18-24	<input type="text" value="49"/>	
25-39	<input type="text" value="192"/>	
40 and Above	<input type="text" value="30"/>	
Age Unknown	<input type="text" value="0"/>	
TOTAL	271	271

Completers by Level

Institutions must report the following information. This screen will be shown for each of the following award categories for which completions have been reported:

- Less than 1-year certificates
- At least 1 but less than 4-year certificates
- Associate's degrees
- Bachelor's degrees
- Master's degrees
- Doctor's degrees
- Postbaccalaureate and post-master's certificates

Doctor's degrees

Number of students by gender, by race and ethnicity, and by age earning this award between July 1, 2015 and June 30, 2016. Each student should be counted once per award level. For example, if a student earned a master's degree and a doctor's degree, he/she should be counted once in master's and once in doctor's. A student earning two master's degrees should be counted only once.

- Report Hispanic/Latino individuals of any race as Hispanic/Latino
- Report race for non-Hispanic/Latino individuals only


	Number of Students	Total Awards
By Gender		
Men	<input type="text" value="109"/>	109
Women	<input type="text" value="217"/>	217
TOTAL	326	326
PY TOTAL	353	

By Race/Ethnicity

<u>Nonresident alien</u>	<input type="text" value="5"/>	5
<u>Hispanic/Latino</u>	<input type="text" value="34"/>	34
<u>American Indian or Alaska Native</u>	<input type="text" value="6"/>	6
<u>Asian</u>	<input type="text" value="10"/>	10
<u>Black or African American</u>	<input type="text" value="202"/>	202
<u>Native Hawaiian or Other Pacific Islander</u>	<input type="text" value="0"/>	0

<u>White</u>	<input type="text" value="67"/>	67
Two or more races	<input type="text" value="2"/>	2
<u>Race and ethnicity unknown</u>	<input type="text" value="0"/>	0
TOTAL	326	326



 **By Age**

Under 18	<input type="text" value="0"/>	
18-24	<input type="text" value="37"/>	
25-39	<input type="text" value="267"/>	
40 and Above	<input type="text" value="22"/>	
Age Unknown	<input type="text" value="0"/>	
TOTAL	326	326

Summary

IPEDS collects important information regarding your institution. All data reported in IPEDS survey components become available in the IPEDS Data Center and appear as aggregated data in various Department of Education reports. Additionally, some of the reported data appears specifically for your institution through the College Navigator website and is included in your institution's Data Feedback Report (DFR). The purpose of this summary is to provide you an opportunity to view some of the data that, when accepted through the IPEDS quality control process, will appear on the College Navigator website and/or your DFR. College Navigator is updated approximately three months after the data collection period closes and Data Feedback Reports will be available through the [Data Center](#) and sent to your institution's CEO in November 2016.

Please review your data for accuracy. If you have questions about the data displayed below after reviewing the data reported on the survey screens, please contact the IPEDS Help Desk at: 1-877-225-2568 or ipedshelp@rti.org.

Summary of Completions Data

Award Level	Number of Completions	
	1 st major	2 nd major
Associate's degree	54	0
Bachelors degree or equivalent	1,676	5
Master's degree	271	1
Post-master's certificate	0	0
Doctor's degree - research/scholarship	20	0
Doctor's degree - professional practice	306	0
Total number of degrees and certificates	2,327	

Summary of Completers Data

	Number of Students		
	Men	Women	Total
All Completers	822	1,488	2,310

Completions

Florida Agricultural and Mechanical University (133650)

Source	Description	Severity	Resolved	Options
Global Edits				
Perform Edits	Your institution reported in the prior year Institutional Characteristics survey that it offers undergraduate distance education opportunities (courses and/or programs), but you did not respond "Yes" to the distance education program question for any CIP code (award levels 1 to 5). Please correct your data or explain if your institution does not offer full programs via distance education. (Error #10585)	Explanation	Yes	
Reason:	Distance education courses are offered at our institution at undergraduate level, but distance education degree programs are not offered at this level.			
Perform Edits	Current year completions (88) are outside the expected range when compared to completions reported in the prior year (17) for: Men, 2-digit field (30), award level (5). Please correct your data or explain. (Error #10503)	Explanation	Yes	
Reason:	Another Program has been combined into this CIP code			
Perform Edits	Current year completions (113) are outside the expected range when compared to completions reported in the prior year (21) for: Women, 2-digit field (30), award level (5). Please correct your data or explain. (Error #10505)	Explanation	Yes	
Reason:	Another Program has been combined into this CIP code			