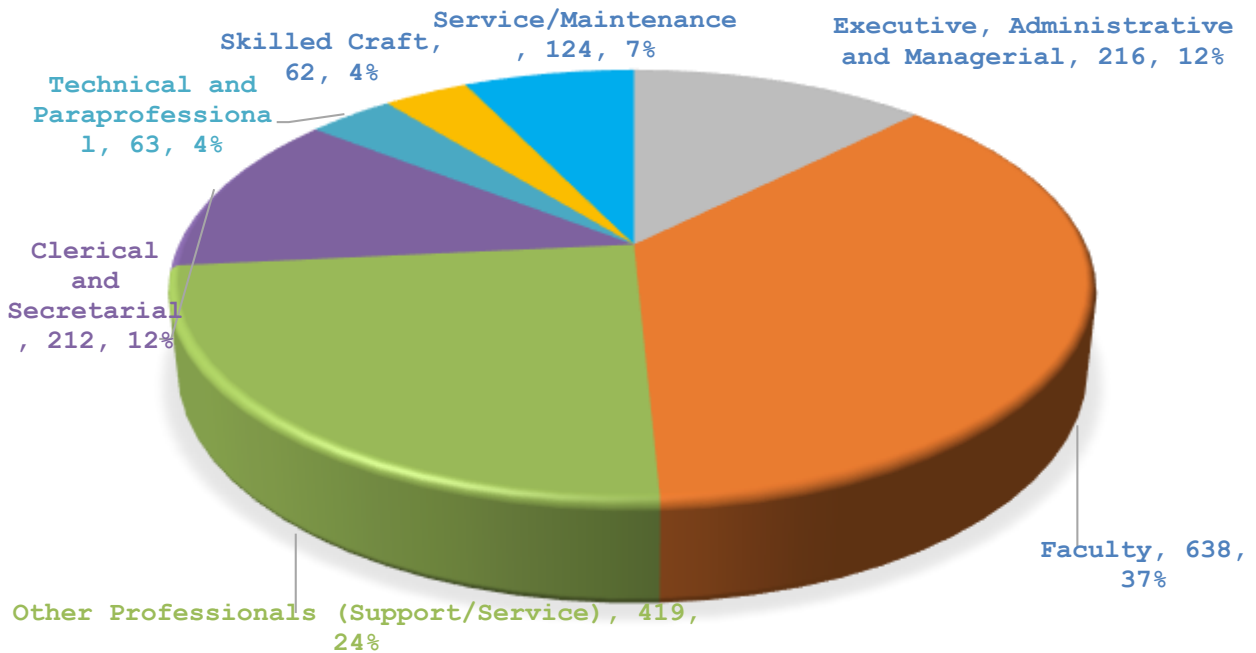




Florida A & M University
2017-2018 Fact Book

**Faculty
and
Staff**

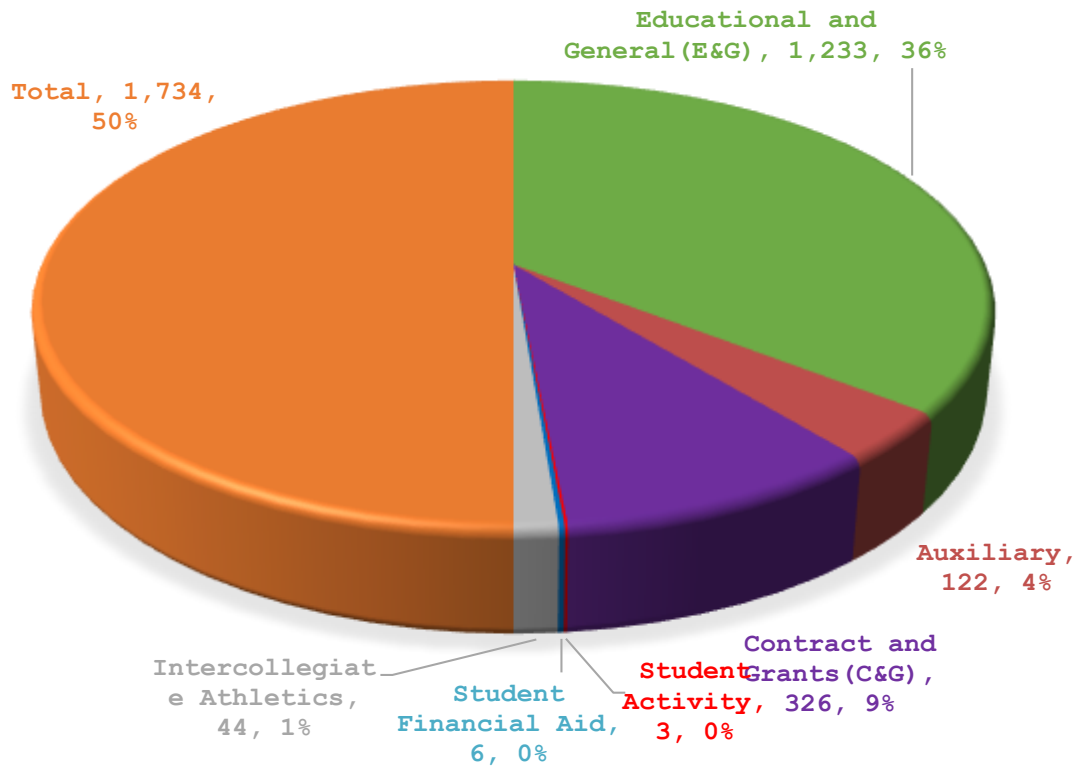
University Employees by Occupational Activity Code Fall 2017 (not including OPS)



Occupational Activity Code	Female	Male	Total
Executive, Administrative and Managerial	116	100	216
Faculty	310	328	638
Other Professionals (Support/Service)	276	143	419
Clerical and Secretarial	186	26	212
Technical and Paraprofessional	29	34	63
Skilled Craft	1	61	62
Service/Maintenance	40	84	124
Total	958	776	1,734



University Employees by Budget Entity Fall 2017 (not including OPS)

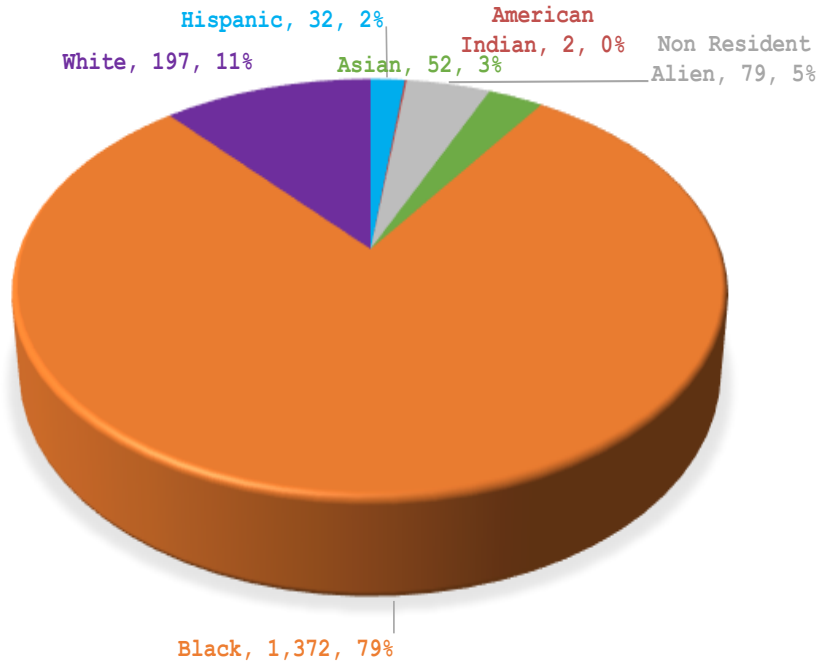


*Not including student activities and financial aid

Budget Entity	Female	Male	Total
Educational and General(E&G)	657	576	1,233
Auxiliary	77	45	122
Contract and Grants(C&G)	207	119	326
Student Activity	2	1	3
Student Financial Aid	3	3	6
Intercollegiate Athletics	12	32	44
Total	958	776	1,734



University Employees by Ethnic Origin Fall 2017 (not including OPS)



Note: American Indian < 1%

Occupational Activity Code	Hispanic	American Indian	Non Resident Alien	Asian	Black	White	Total
Executive, Administrative and Managerial	2	0	3	6	178	27	216
Faculty	20	0	53	37	427	101	638
Other Professionals (Support/Service)	6	1	18	8	353	33	419
Clerical and Secretarial	1	1	3	0	193	14	212
Technical and Paraprofessional	1	0	1	1	53	7	63
Skilled Craft	0	0	0	0	53	9	62
Service/Maintenance	2	0	1	0	115	6	124
Total	32	2	79	52	1,372	197	1,734



University Employees by Class Code, by Gender Fall 2017

Class Code / Class Title	Female	Male	Total
0003 -- Clerk	0	1	1
0004 -- Senior Clerk	6	1	7
0102 -- Secretary	5	0	5
0108 -- Senior Secretary	6	1	7
0114 -- Executive Secretary	3	0	3
0186 -- Cashier	1	0	1
0261 -- Telephone Systems Operator	1	0	1
0294 -- Student Affairs Associate	11	2	13
0380 -- Extension Program Asst	0	1	1
0705 -- Office Assistant	7	0	7
0710 -- Admin Asst	49	2	51
0715 -- Sr Administrative Asst	4	1	5
0716 -- Office Manager	33	3	36
0918 -- Strkeeper/Recv Clerk	0	2	2
0921 -- Sr Strkeeper/Recv Clerk	0	2	2
0928 -- Stores/Receiving Manager	0	1	1
0939 -- Property Manager	1	0	1
1006 -- Personnel Rep	2	0	2
1012 -- Sr Personnel Rep	7	0	7
1306 -- Child Care Group Leader	2	0	2
1415 -- Fiscal Assistant	1	0	1
1418 -- Sr Fiscal Asst	2	2	4
1427 -- Accountant	20	1	21
1434 -- Senior Accountant	1	1	2
2017 -- Its Support Specialist	3	0	3
2031 -- Telecommunications Spec	0	1	1
2035 -- Sr Telecom Spec	0	1	1
2050 -- Computer Support Specialist	0	5	5
2052 -- Sr Computer Support Spec	1	0	1
2056 -- Computer Support Analyst	0	2	2
2064 -- Sr Computer Repair Technician	1	0	1
2102 -- Comp Programmer Analyst	1	0	1
2130 -- Its Field Service Technician	1	2	3
2415 -- Senior Grants Specialist	4	0	4
2417 -- Grants Specialist Supervisor	1	0	1
3709 -- Art/Publication Production Spc	2	0	2
3718 -- Print Shop Manager	0	1	1
3721 -- Sr Art/Publ Prod Specialist	1	0	1



University Employees by Class Code, by Gender Fall 2017 (cont)

Class Code / Class Title	Female	Male	Total
3723 -- Audio-Visual Equipment Operato	0	1	1
3726 -- Audio-Visual Specialist	1	3	4
3732 -- Information Specialist	0	1	1
4206 -- Program Assistant	32	7	39
4245 -- Sr Univ Union Prog Spec	0	2	2
4262 -- Financial Aid Officer	1	1	2
4264 -- Sr Financial Aid Officer	3	0	3
4274 -- Admissions/Registrar Officer	7	2	9
4275 -- Sr Admissions/Reg Officer	4	0	4
4303 -- Library Technical Assistant	4	4	8
4304 -- Sr Library Technical Assistant	9	6	15
4306 -- Library Technical Asst Supv	2	1	3
4630 -- Engineer	1	1	2
4633 -- Senior Engineer	0	1	1
5017 -- Laboratory Technician	2	0	2
5027 -- Sr Laboratory Technician	0	1	1
5033 -- Biological Scientist	1	0	1
5035 -- Sr Biological Scientist	1	0	1
5083 -- Sr Teaching Lab Spec	0	2	2
5297 -- Adv Reg Nurse Practitioner	1	0	1
5522 -- Certified Medical Assistant	1	0	1
6213 -- Food Service Worker	1	1	2
6223 -- Food Service Manager	1	0	1
6330 -- Hvac Operator	0	3	3
6331 -- Sr Hvac Operator	0	5	5
6357 -- Utilities Superintendent	0	1	1
6367 -- Senior Motor Vehicle Oper	0	3	3
6374 -- Maintenance Support Worker	0	3	3
6376 -- Maintenance Supervisor	0	7	7
6382 -- Sr Maintenance Superintendent	0	1	1
6389 -- Laborer	0	2	2
6390 -- Laborer Supervisor	0	1	1
6394 -- Groundskeeper	3	10	13
6395 -- Sr Groundskeeper	0	2	2
6398 -- Landscaping/Grounds Superint	0	1	1
6423 -- Locksmith	0	3	3
6426 -- Painter	0	4	4
6432 -- Carpenter	0	1	1
6435 -- Roofer	0	2	2



University Employees by Class Code, by Gender Fall 2017 (cont)

Class Code / Class Title	Female	Male	Total
6441 -- Plumber	0	1	1
6444 -- Electrician	0	4	4
6445 -- Senior Electrician	0	1	1
6447 -- Mason	0	1	1
6452 -- Sr. Refrigeration Mechanic	0	8	8
6466 -- Maintenance Mechanic	0	8	8
6467 -- Maintenance Specialist	0	11	11
6516 -- Machinist	0	1	1
6526 -- Custodial Worker	19	24	43
6527 -- Sr Custodial Worker	6	5	11
6529 -- Sr Custodial Supervisor	0	3	3
6532 -- Asst Custodial Svcs Supt	0	1	1
6533 -- Custodial Services Supt	2	0	2
6582 -- Telecommunications Serv Spec	0	1	1
7230 -- Control/Alarm Sys Technician	0	2	2
7235 -- Electronic Tech Supv	0	1	1
7404 -- Asst Lab Animal Tech	0	1	1
7407 -- Senior Laboratory Animal Tech	1	2	3
7421 -- Financial Svcs Officer	1	1	2
7425 -- Sr Financial Svcs Officer	5	1	6
7515 -- Farm Manager	0	1	1
7521 -- Sr Agricultural Assisant	0	3	3
8410 -- Police Service Technician	2	4	6
8412 -- Police Comm Operator	3	1	4
8515 -- Law Enforcement Officer	3	17	20
8517 -- Law Enforcement Corporal	0	2	2
8519 -- Law Enforcement Sergeant	1	1	2
8522 -- Law Enforcement Lieutenant	1	0	1
8525 -- Law Enforcement Captain	0	1	1
8826 -- Industrial Safety Hlth Officer	1	1	2
9001 -- Overload Faculty-Professor	3	5	8
9001 -- Professor	50	111	161
9002 -- Adjunct Associate Professor	1	2	3
9002 -- Associate Professor	88	77	165
9002 -- Overload Faculty-Assoc Prof	1	3	4
9003 -- Adjunct Assistant Professor	2	1	3
9003 -- Assistant Professor	68	74	142
9003 -- Overload Faculty-Asst Prof	2	1	3
9004 -- Adjunct Instructor	5	10	15



University Employees by Class Code, by Gender Fall 2017 (cont)

Class Code / Class Title	Female	Male	Total
9004 -- Overload Faculty-Instructor	3	0	3
9007 -- Distinguished Service Prof	0	1	1
9009 -- Eminent Scholar	0	1	1
9017 -- Univ School Assoc Professor	1	0	1
9018 -- University School Asst Prof	3	2	5
9019 -- University School Instructor	27	5	32
9053 -- University Librarian	3	1	4
9054 -- Assoc Univ Librarian	4	0	4
9055 -- Asst Univ Librarian	5	2	7
9056 -- Instructor Librarian	1	2	3
9115 -- Coordinator	2	2	4
9120 -- Associate In	1	0	1
9121 -- Assistant In	5	6	11
9123 -- Extension Agent Iii	1	0	1
9124 -- Extension Agent Ii	0	1	1
9125 -- Extension Agent I	2	1	3
9126 -- Program Director	1	2	3
9166 -- Research Associate	12	20	32
9173 -- Counselor/Advisor	22	17	39
9178 -- Instructional Specialist	1	0	1
9180 -- Postdoctoral Fellow	4	1	5
9181 -- Graduate Research Associate	4	10	14
9183 -- Graduate Teaching Associate	1	0	1
9199 -- Faculty Administrator	12	8	20
9202 -- Vp Strat Plan, Anal.& Inst.Eff	0	1	1
9208 -- Audit Svcs/Invest Admin	2	1	3
9209 -- Assoc Vp Str.Plan,anal & Ineff	1	0	1
9213 -- Coor, Equal Opp Programs	0	1	1
9215 -- Coor, Hr/Personnel Rel	4	0	4
9217 -- Executive Assistant	8	0	8
9218 -- Coordinator, Accounting	9	3	12
9225 -- Coordinator, Admin Services	25	2	27
9226 -- Coord, Management Analysis	4	2	6
9229 -- Asst Dir, University Press	1	0	1
9230 -- Director, Financial Services	1	0	1
9232 -- Coordinator, Adm/Registration	4	2	6
9233 -- Vice Pres Audit & Compliance	0	1	1
9236 -- Coor, Bus And Fin/Aux Serv	0	1	1
9238 -- Coor, Environ Health/Safety	1	1	2



University Employees by Class Code, by Gender Fall 2017 (cont)

Class Code / Class Title	Female	Male	Total
9241 -- Coordinator, Academic Programs	12	1	13
9244 -- Assoc Vp & Chief Hr & Div Off	1	0	1
9246 -- Director, Academic Prog	1	0	1
9250 -- Assoc Dir, Res Prog/Serv	1	1	2
9252 -- Asst Dir, Univ Computer System	1	1	2
9257 -- Vp, Finance & Administrati/Cfo	1	0	1
9258 -- Coordinator, Budgeting	4	0	4
9261 -- Assoc Vp, Informati Technology	0	1	1
9264 -- Vp, University Advancement	0	1	1
9269 -- Assoc Vp Student Affairs	1	1	2
9271 -- Asst Vp, Admin & Financial Svc	2	0	2
9277 -- Coord, Clinical Programs	3	2	5
9280 -- Pharmacy Manager	1	1	2
9282 -- Coordinator, Student Fin Aid	3	1	4
9283 -- Asst Dir, Clinical Programs	1	0	1
9284 -- Asst Dir. Adv/Alumni Aff.	2	1	3
9286 -- Director Multipurpose Facility	0	3	3
9288 -- Executive Associate	3	0	3
9290 -- Asst Dir, Ed Training Program	2	0	2
9291 -- Coor Educ/Training Prog	7	0	7
9295 -- Assistant Controller	4	2	6
9298 -- Associate Controller	2	1	3
9300 -- Dir Career Development Serv	1	0	1
9302 -- Asst. Vp, Str. Plan,anal & le	0	2	2
9303 -- Director Univ Budgets	1	0	1
9306 -- Assoc General Counsel	1	1	2
9307 -- Coor Univ Rel/Public Affairs	0	1	1
9308 -- Dir Acad Support Serv	6	3	9
9309 -- Assoc Dir,acad Support	1	0	1
9310 -- Dir Advancement/Alumni Affairs	3	3	6
9311 -- Asst Dir, Bus And Fin/Aux Serv	2	0	2
9312 -- Asst Dir Hum Res/Pers Rel	3	0	3
9313 -- Assoc. Dir. Adv/Alum Aff/Comm	0	1	1
9314 -- Coor Advancement/Alumni Affair	2	0	2
9317 -- Executive Director	1	0	1
9318 -- Assoc Vp Finance & Administrat	0	1	1
9321 -- Dir Bus And Fin/Aux Services	1	1	2
9325 -- Director Purchasing	1	0	1
9327 -- Asst Dir. Academic Sup. Serv	1	2	3



University Employees by Class Code, by Gender Fall 2017 (cont)

Class Code / Class Title	Female	Male	Total
9329 -- Dir Research Programs/Services	3	1	4
9330 -- Mental Health Professional	0	1	1
9332 -- Dir,univ Computer Systems	0	5	5
9335 -- Coor Computer Applications	10	10	20
9336 -- Dir Hum Res/Personnel Rel	1	1	2
9339 -- Coord, Statistical Research	1	0	1
9341 -- Dir Environment Health/Safe	1	0	1
9342 -- Erp Analyst	4	4	8
9344 -- Dir Facilities Planning	0	1	1
9346 -- Coord, Facil Plan	1	2	3
9350 -- Dir, University Housing	1	0	1
9351 -- Assoc Dir,univ Housing	1	0	1
9352 -- Coordinator University Housing	1	0	1
9353 -- Dir Physical Plant	0	1	1
9355 -- Univ Registrar	1	0	1
9357 -- Associate Director, Admissions	1	0	1
9358 -- Dir, Admissions/Registrar	2	0	2
9365 -- Dir Urban Policy & Commerce	0	1	1
9368 -- Director, Continuing Education	1	0	1
9369 -- Asst Dir Univ Housing	0	1	1
9370 -- Coor, Continuing Education	1	0	1
9375 -- Asst Dir Student Affairs	0	3	3
9377 -- Assc Vp, Advance/Alumni Affair	1	0	1
9385 -- Asst. Dir., Admission/Reg	1	1	2
9386 -- Business/Management Analyst	4	1	5
9387 -- Asst Dir, Physical Plant	0	4	4
9388 -- Coor, Info/Publications Serv	2	1	3
9392 -- Director, Museum Operations	0	1	1
9395 -- Internal Auditor/Investigator	1	0	1
9396 -- Coor, Academic Support Serv	16	7	23
9397 -- Asst Dir Environ Health & Safe	0	1	1
9402 -- Coordinator,public Functions	0	1	1
9403 -- Assoc. Dir., Instructional Tec	0	1	1
9408 -- Asst Director/Univ Relations	1	0	1
9409 -- Director,radio/Tv Station	0	2	2
9413 -- Assistant Dir Instl Res	1	0	1
9414 -- Asst University Registrar	1	1	2
9421 -- Director Student Affairs	4	2	6
9427 -- Coordinator, Student Affairs	23	9	32



University Employees by Class Code, by Gender Fall 2017 (cont)

Class Code / Class Title	Female	Male	Total
9428 -- Dir Student Financial Aid	1	0	1
9429 -- Asst Dir, Student Fin Aid	3	0	3
9432 -- Dir,univ Counseling Ctr	1	0	1
9437 -- Asst Dir Academic Program	0	1	1
9438 -- Asst Dir Research Prog/Serv	2	2	4
9440 -- Director Student Hlth Serv	1	0	1
9444 -- Coord,research Prog/Serv	16	5	21
9450 -- Asst Dir, Career Dvpt Svcs	1	1	2
9451 -- Coord., Career Dev. Services	1	0	1
9459 -- Business Manager	4	0	4
9465 -- Assoc Dir Univ Computer System	3	2	5
9467 -- Assistant Athletic Coach	4	16	20
9469 -- Head Athletic Coach	4	5	9
9470 -- Dir Intercoll Athletics	0	1	1
9471 -- Assoc Dir Intercoll Athletics	0	2	2
9472 -- Asst Dir Intercollegiate Athl	1	1	2
9475 -- Coor, Comp Systems Cntrl	1	4	5
9476 -- Coordinator, Intercoll Athl	3	1	4
9477 -- Dir, Univ Equal Opp Prog	1	0	1
9478 -- Specialist,computer Sys Cntrl	2	2	4
9479 -- Director, Sports Information	0	1	1
9481 -- Coor,telecommunication	0	1	1
9483 -- Athletic Trainer	1	2	3
9484 -- Asst Dir., Univ Budgets	1	0	1
9486 -- Coordinator, Facilities	2	3	5
9488 -- Coordinator, Purchasing	2	1	3
9493 -- Assoc Dir Stud Fin Aid	2	0	2
9498 -- Asst General Counsel	1	0	1
Total	958	776	1,734



Instructional Faculty by Class Code and Ethnic Origin

Fall 2015	Non Resident Alien	Hispanic	Asian	Black	White	Total
Professor	0	2	14	105	31	152
Associate Professor	0	9	12	113	36	170
Assistant Professor	0	3	10	112	23	148
Instructor	0	3	2	57	13	75
Tota	0	17	38	387	103	545

Fall 2016	Non Resident Alien	Hispanic	Asian	Black	White	Total
Professor	0	3	15	103	31	152
Associate Professor	0	8	12	114	36	170
Assistant Professor	0	5	11	109	25	150
Instructor	0	3	2	56	11	72
Tota	0	19	40	382	103	544

Fall 2017	Non Resident Alien	Hispanic	Asian	Black	White	Total
Professor	9	3	12	101	30	155
Associate Professor	10	8	8	112	30	168
Assistant Professor	13	6	5	100	22	146
Instructor	10	3	1	50	10	74
Tota	42	20	26	363	92	543



Instructional Faculty by Class Code and Gender

Class Code	Fall 2015			Fall 2016			2017		
	Female	Male	Total	Female	Male	Total	Female	Male	Total
Professor	40	112	152	45	107	152	47	108	155
Associate Professor	87	83	170	87	83	170	89	79	168
Assistant Professor	78	70	148	70	80	150	70	76	146
Instructor	48	27	75	47	25	72	49	25	74
Total	253	292	545	249	295	544	255	288	543

Instructional Faculty by Tenure Status

Tenure Status	Fall 2015			Fall 2016			2017		
	Female	Male	Total	Female	Male	Total	Female	Male	Total
Tenured	118	188	306	118	185	303	122	186	308
Non-Tenured, Tenure-Earning	50	39	89	68	60	128	66	55	121
Not Tenured, Not Tenure Earning	85	65	150	63	50	113	67	47	114
Total	253	292	545	249	295	544	255	288	543

Instructional Faculty's Salary - Fall 2017 (Source: AAUP)

Academic Rank	MEN					WOMEN				
	Total Contracted Salaries (\$)	Number of Faculty	Not Tenure-Track	On Tenure-Track	Tenured	Total Contracted Salaries (\$)	Number of Faculty	Not Tenure-Track	On Tenure-Track	Tenured

Faculty on 9-Month Contracts

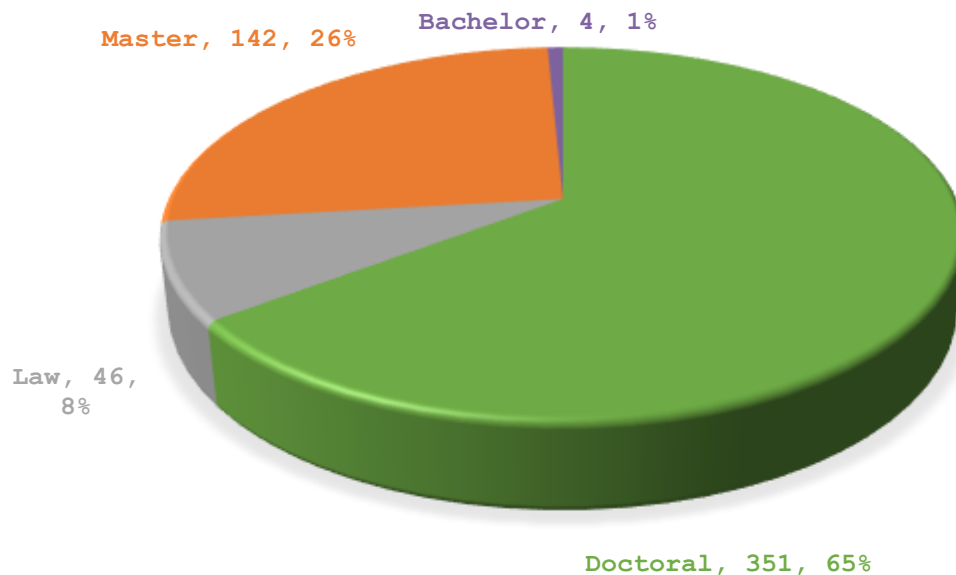
1. Professor	7,292,388	70	4	0	66	2,667,168	25	1	0	24
2. Associate	4,687,739	58	1	2	55	4,507,697	57	3	6	48
3. Assistant	3,717,467	55	9	40	6	2,444,310	37	11	24	2
4. Instructor	948,019	16	16	0	0	1,884,503	31	30	1	0
7. TOTAL	16,645,613	199	30	42	127	11,503,678	150	45	31	74

Faculty on 11- or 12-Month Contracts

1. Professor	4,855,937	38	0	0	38	2,853,221	22	0	2	20
2. Associate	2,152,260	21	0	4	17	3,263,075	32	1	6	25
3. Assistant	1,742,736	21	8	9	4	2,849,191	33	3	27	3
4. Instructor	650,312	9	9	0	0	1,388,127	18	18	0	0
7. TOTAL	9,401,245	89	17	13	59	10,353,614	105	22	35	48



Instructional Faculty by Rank and Highest Degree Earned Fall 2017



Class Code	Class Title	Doctoral	Law	Master	Bachelor	Total
9001	PROFESSOR	120	21	14	0	155
9002	ASSOCIATE PROFESSOR	124	9	35	0	168
9003	ASSISTANT PROFESSOR	95	4	46	1	146
9004	INSTRUCTOR	12	12	47	3	74
Tota	Total	351	46	142	4	543

Average Age of Instructional Faculty by Rank Fall 2017

Class Code	Class Title	Average Age
9001	PROFESSOR	61.74
9002	ASSOCIATE PROFESSOR	54.27
9003	ASSISTANT PROFESSOR	45
9004	INSTRUCTOR	49.41
All	Total	53.24

Average Number of Years Employed Instructional Faculty by Rank Fall 2017

Class Code	Class Title	Average Years Employed
9001	PROFESSOR	19.44
9002	ASSOCIATE PROFESSOR	13.76
9003	ASSISTANT PROFESSOR	5.21
9004	INSTRUCTOR	8.11
All	Total	12.31