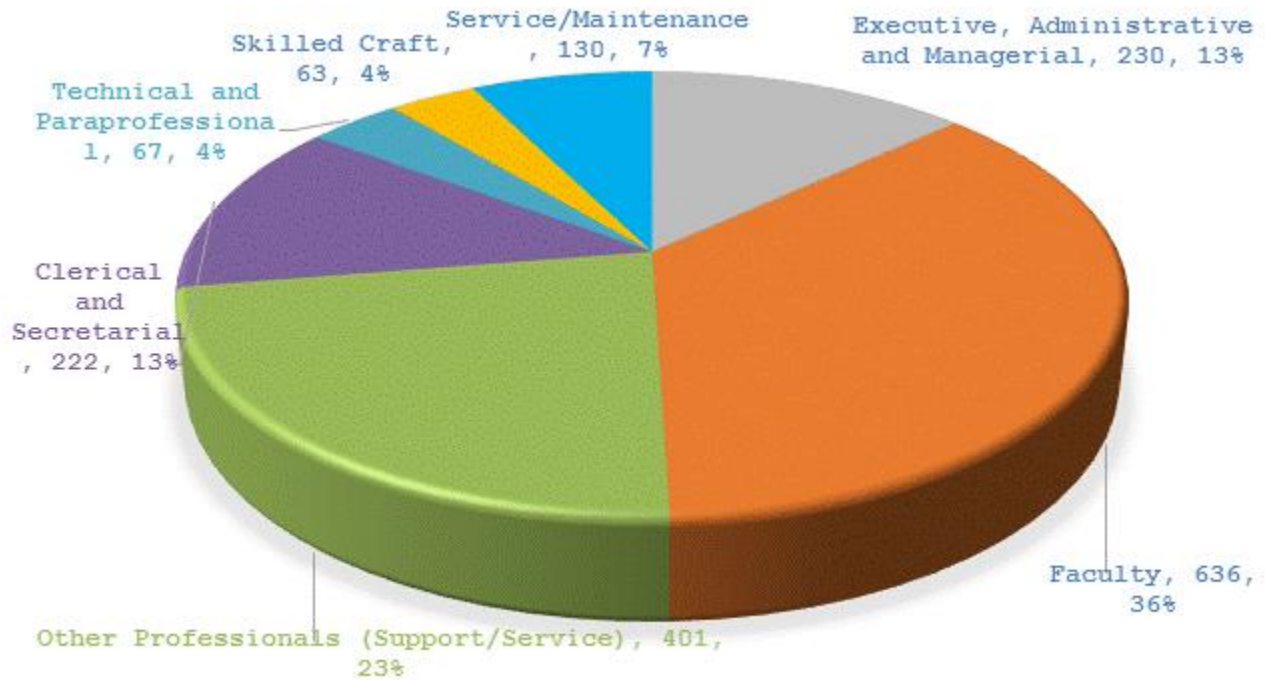




*Florida A & M University
2016-2017 Fact Book*

**Faculty
and
Staff**

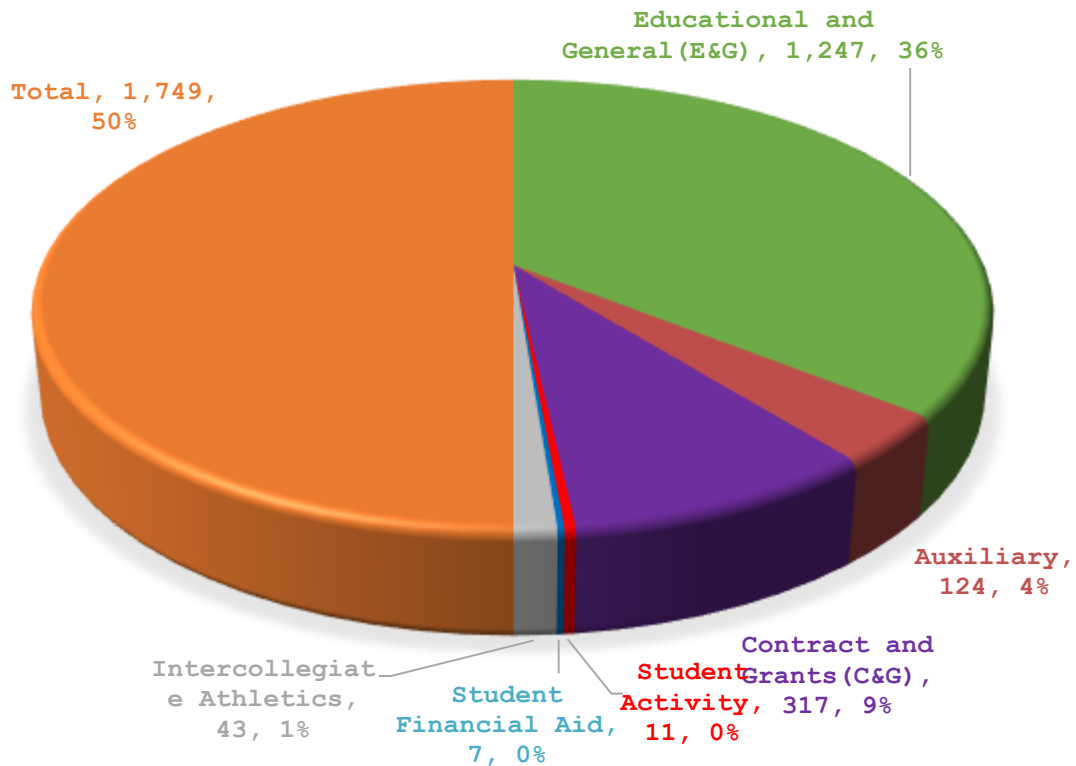
University Employees by Occupational Activity Code Fall 2016 (not including OPS)



Occupational Activity Code	Female	Male	Total
Executive, Administrative and Managerial	127	103	230
Faculty	302	334	636
Other Professionals (Support/Service)	258	143	401
Clerical and Secretarial	194	28	222
Technical and Paraprofessional	31	36	67
Skilled Craft	0	63	63
Service/Maintenance	46	84	130
Total	958	791	1,749



University Employees by Budget Entity Fall 2016 (not including OPS)

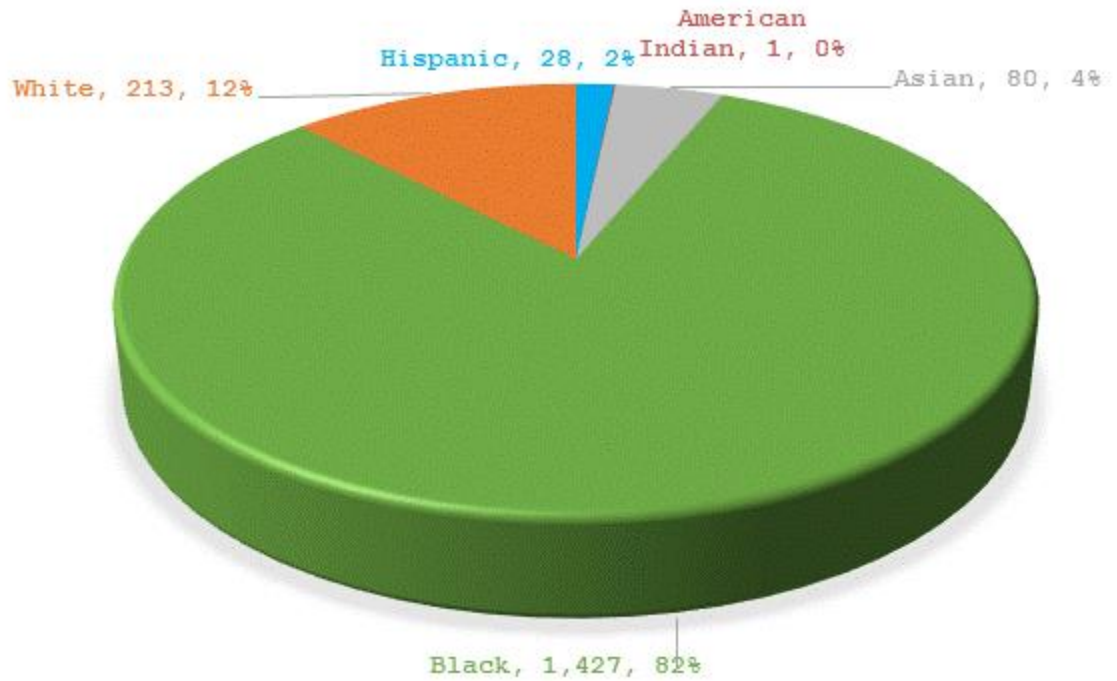


*Not including student activities and financial aid

Budget Entity	Female	Male	Total
Educational and General(E&G)	652	595	1,247
Auxiliary	80	44	124
Contract and Grants(C&G)	202	115	317
Student Activity	6	5	11
Student Financial Aid	5	2	7
Intercollegiate Athletics	13	30	43
Total	958	791	1,749



University Employees by Ethnic Origin Fall 2016 (not including OPS)



Note: American Indian < 1%

Occupational Activity Code	Hispanic	American Indian	Asian	Black	White	Total
Executive, Administrative and Managerial	2	0	10	188	30	230
Faculty	19	0	54	450	113	636
Other Professionals (Support/Service)	3	0	11	353	34	401
Clerical and Secretarial	2	1	1	206	12	222
Technical and Paraprofessional	1	0	1	57	8	67
Skilled Craft	0	0	0	53	10	63
Service/Maintenance	1	0	3	120	6	130
Total	28	1	80	1,427	213	1,749



University Employees by Class Code, by Gender Fall 2016

Class Code / Class Title	Female	Male	Total
0004 -- Senior Clerk	5	1	6
0102 -- Secretary	5	0	5
0108 -- Senior Secretary	6	1	7
0114 -- Executive Secretary	4	0	4
0186 -- Cashier	1	0	1
0261 -- Telephone Systems Operator	1	0	1
0294 -- Student Affairs Associate	11	3	14
0705 -- Office Assistant	9	0	9
0710 -- Admin Asst	52	2	54
0715 -- Sr Administrative Asst	4	0	4
0716 -- Office Manager	39	4	43
0918 -- Strkeeper/Recv Clerk	0	2	2
0921 -- Sr Strkeeper/Recv Clerk	0	2	2
0928 -- Stores/Receiving Manager	0	3	3
0939 -- Property Manager	1	1	2
1006 -- Personnel Rep	2	0	2
1012 -- Sr Personnel Rep	5	0	5
1306 -- Child Care Group Leader	2	0	2
1415 -- Fiscal Assistant	1	0	1
1418 -- Sr Fiscal Asst	3	1	4
1427 -- Accountant	16	2	18
1434 -- Senior Accountant	0	1	1
2017 -- Its Support Specialist	5	3	8
2031 -- Telecommunications Spec	0	1	1
2035 -- Sr Telecomm Spec	0	1	1
2050 -- Computer Support Specialist	0	6	6
2052 -- Sr Computer Support Spec	1	0	1
2056 -- Computer Support Analyst	0	2	2
2064 -- Sr Computer Repair Technician	1	0	1
2102 -- Comp Programmer Analyst	1	0	1
2130 -- Its Field Service Technician	1	2	3
2415 -- Senior Grants Specialist	4	0	4
2417 -- Grants Specialist Supervisor	1	0	1
3709 -- Art/Publication Production Spc	2	0	2
3718 -- Print Shop Manager	0	1	1
3721 -- Sr Art/Publ Prod Specialist	1	0	1
3723 -- Audio-Visual Equipment Operato	0	1	1
3726 -- Audio-Visual Specialist	1	3	4



University Employees by Class Code, by Gender Fall 2016 (cont)

Class Code / Class Title	Female	Male	Total
3732 -- Information Specialist	0	1	1
4206 -- Program Assistant	34	7	41
4245 -- Sr Univ Union Prog Spec	0	1	1
4252 -- Assistant Ticket Manager	1	0	1
4262 -- Financial Aid Officer	3	1	4
4264 -- Sr Financial Aid Officer	2	0	2
4274 -- Admissions/Registrar Officer	5	2	7
4275 -- Sr Admissions/Reg Officer	4	1	5
4303 -- Library Technical Assistant	4	4	8
4304 -- Sr Library Technical Assistant	8	6	14
4306 -- Library Technical Asst Supv	2	0	2
4630 -- Engineer	1	1	2
4633 -- Senior Engineer	0	1	1
5017 -- Laboratory Technician	1	0	1
5027 -- Sr Laboratory Technician	1	1	2
5033 -- Biological Scientist	1	0	1
5035 -- Sr Biological Scientist	1	0	1
5083 -- Sr Teaching Lab Spec	0	2	2
5297 -- Adv Reg Nurse Practitioner	1	0	1
5522 -- Certified Medical Assistant	1	0	1
6213 -- Food Service Worker	1	1	2
6223 -- Food Service Manager	1	0	1
6330 -- Hvac Operator	0	3	3
6331 -- Sr Hvac Operator	0	4	4
6357 -- Utilities Superintendent	0	1	1
6367 -- Senior Motor Vehicle Oper	0	3	3
6374 -- Maintenance Support Worker	0	4	4
6376 -- Maintenance Supervisor	0	7	7
6382 -- Sr Maintenance Superintendent	0	2	2
6389 -- Laborer	0	2	2
6390 -- Laborer Supervisor	0	1	1
6394 -- Groundskeeper	3	9	12
6395 -- Sr Groundskeeper	0	3	3
6398 -- Landscaping/Grounds Superint	0	1	1
6423 -- Locksmith	0	3	3
6426 -- Painter	0	5	5
6432 -- Carpenter	0	1	1
6435 -- Roofer	0	1	1
6441 -- Plumber	0	1	1



University Employees by Class Code, by Gender Fall 2016 (cont)

Class Code / Class Title	Female	Male	Total
6444 -- Electrician	0	4	4
6447 -- Mason	0	1	1
6452 -- Sr. Refrigeration Mechanic	0	9	9
6466 -- Maintenance Mechanic	0	11	11
6467 -- Maintenance Specialist	0	10	10
6516 -- Machinist	0	1	1
6526 -- Custodial Worker	24	22	46
6527 -- Sr Custodial Worker	6	5	11
6529 -- Sr Custodial Supervisor	0	3	3
6532 -- Asst Custodial Svcs Supt	0	1	1
6533 -- Custodial Services Supt	2	0	2
6541 -- Auto/Marineequip Mech Supervis	0	1	1
6582 -- Telecommunications Serv Spec	0	1	1
7230 -- Control/Alarm Sys Technician	0	2	2
7235 -- Electronic Tech Supv	0	1	1
7404 -- Asst Lab Animal Tech	0	1	1
7407 -- Senior Laboratory Animal Tech	1	2	3
7421 -- Financial Svcs Officer	2	1	3
7425 -- Sr Financial Svcs Officer	6	0	6
7515 -- Farm Manager	0	1	1
7521 -- Sr Agricultural Assisant	0	3	3
8410 -- Police Service Technician	2	2	4
8412 -- Police Comm Operator	4	0	4
8515 -- Law Enforcement Officer	2	19	21
8517 -- Law Enforcement Corporal	0	3	3
8519 -- Law Enforcement Sergeant	2	1	3
8522 -- Law Enforcement Lieutenant	0	2	2
8826 -- Industrial Safety Hlth Officer	0	1	1
9001 -- Adjunct Professor	1	1	2
9001 -- Overload Faculty-Professor	4	2	6
9001 -- Professor	50	112	162
9002 -- Adjunct Associate Professor	2	0	2
9002 -- Associate Professor	83	82	165
9002 -- Overload Faculty-Assoc Prof	0	1	1
9003 -- Adjunct Assistant Professor	1	1	2
9003 -- Assistant Professor	69	80	149
9004 -- Adjunct Instructor	8	3	11
9004 -- Instructor	45	25	70
9004 -- Overload Faculty-Instructor	3	2	5



University Employees by Class Code, by Gender Fall 2016 (cont)

Class Code / Class Title	Female	Male	Total
9005 -- Lecturer	0	1	1
9007 -- Distinguished Service Prof	0	1	1
9009 -- Eminent Scholar	0	1	1
9018 -- University School Asst Prof	3	4	7
9019 -- University School Instructor	25	7	32
9053 -- University Librarian	3	1	4
9054 -- Assoc Univ Librarian	4	0	4
9055 -- Asst Univ Librarian	5	2	7
9056 -- Instructor Librarian	2	2	4
9115 -- Coordinator	2	2	4
9120 -- Associate In	3	0	3
9121 -- Assistant In	5	6	11
9124 -- Extension Agent Ii	0	1	1
9125 -- Extension Agent I	1	1	2
9126 -- Program Director	2	2	4
9166 -- Research Associate	12	17	29
9173 -- Counselor/Advisor	21	19	40
9178 -- Instructional Specialist	1	0	1
9180 -- Postdoctoral Fellow	4	0	4
9181 -- Graduate Research Associate	3	6	9
9189 -- Postdoctoral Assoc	1	0	1
9199 -- Faculty Administrator	12	6	18
9208 -- Audit Svcs/Invest Admin	2	2	4
9213 -- Coor, Equal Opp Programs	0	1	1
9215 -- Coor, Hr/Personnel Rel	5	0	5
9217 -- Executive Assistant	8	6	14
9218 -- Coordinator, Accounting	10	2	12
9219 -- V P, Brooksville Campus	1	0	1
9225 -- Coordinator, Admin Services	25	3	28
9226 -- Coord, Management Analysis	9	3	12
9229 -- Asst Dir, University Press	1	0	1
9230 -- Director, Financial Services	1	0	1
9232 -- Coordinator, Adm/Registration	4	2	6
9233 -- Vice Pres Audit & Compliance	0	1	1
9236 -- Coor, Bus And Fin/Aux Serv	0	1	1
9238 -- Coor, Environ Health/Safety	1	2	3
9240 -- Assoc Vp Academic Affairs	0	1	1
9241 -- Coordinator, Academic Programs	9	0	9
9244 -- Assoc Vp, Human Resources	1	0	1



University Employees by Class Code, by Gender Fall 2016 (cont)

Class Code / Class Title	Female	Male	Total
9246 -- Director, Academic Prog	0	1	1
9250 -- Assoc Dir, Res Prog/Serv	1	1	2
9252 -- Asst Dir, Univ Computer System	1	2	3
9257 -- Vp, Finance & Administrati/Cfo	1	0	1
9258 -- Coordinator, Budgeting	2	0	2
9259 -- Vp Student Affairs	0	1	1
9261 -- Assoc Vp, Informati Technology	0	1	1
9264 -- Vp, University Advancement	0	1	1
9269 -- Assoc Vp Student Affairs	1	2	3
9271 -- Asst Vp, Admin & Financial Svc	2	0	2
9274 -- General Counsel	1	0	1
9276 -- Asst Vp,academic Affairs	0	1	1
9277 -- Coord, Clinical Programs	3	3	6
9280 -- Pharmacy Manager	0	2	2
9282 -- Coordinator, Student Fin Aid	3	1	4
9283 -- Asst Dir, Clinical Programs	1	0	1
9284 -- Asst Dir. Adv/Alumni Aff.	2	1	3
9286 -- Director Multipurpose Facility	0	3	3
9288 -- Executive Associate	2	0	2
9290 -- Asst Dir, Ed Training Program	1	0	1
9291 -- Coor Educ/Training Prog	4	0	4
9295 -- Assistant Controller	4	3	7
9298 -- Associate Controller	2	0	2
9301 -- Asst Vp University Rels/Comm	1	0	1
9303 -- Director Univ Budgets	1	0	1
9306 -- Assoc General Counsel	1	1	2
9307 -- Coor Univ Rel/Public Affairs	0	1	1
9308 -- Dir Acad Support Serv	7	2	9
9309 -- Assoc Dir,acad Support	1	0	1
9310 -- Dir Advancement/Alumni Affairs	1	1	2
9311 -- Asst Dir, Bus And Fin/Aux Serv	1	0	1
9312 -- Asst Dir Hum Res/Pers Rel	3	0	3
9314 -- Coor Advancement/Alumni Affair	2	0	2
9317 -- Executive Director	3	1	4
9318 -- Assoc Vp Finance & Administrat	0	1	1
9321 -- Dir Bus And Fin/Aux Services	1	2	3
9325 -- Director Purchasing	1	0	1
9327 -- Asst Dir. Academic Sup. Serv	3	1	4
9329 -- Dir Research Programs/Services	3	1	4



University Employees by Class Code, by Gender Fall 2016 (cont)

Class Code / Class Title	Female	Male	Total
9332 -- Dir,univ Computer Systems	2	4	6
9335 -- Coor Computer Applications	10	11	21
9336 -- Dir Hum Res/Personnel Rel	0	2	2
9337 -- Assoc Dir Hum Res/Pers Rel	1	0	1
9341 -- Dir Environment Health/Safe	1	0	1
9342 -- Erp Analyst	4	4	8
9345 -- Assoc Dir Facilities Planning	0	1	1
9346 -- Coord, Facil Plan	1	2	3
9350 -- Dir, University Housing	0	1	1
9351 -- Assoc Dir,univ Housing	1	0	1
9352 -- Coordinator University Housing	1	0	1
9353 -- Dir Physical Plant	0	1	1
9355 -- Univ Registrar	1	0	1
9357 -- Associate Director, Admissions	1	0	1
9358 -- Dir, Admissions/Registrar	2	0	2
9361 -- Coor Hs And/Or Comm Coll Rel	1	0	1
9365 -- Dir Urban Policy & Commerce	0	1	1
9368 -- Director, Continuing Education	1	0	1
9369 -- Asst Dir Univ Housing	0	1	1
9375 -- Asst Dir Student Affairs	1	3	4
9377 -- Assc Vp, Advance/Alumni Affair	1	0	1
9385 -- Asst. Dir., Admission/Reg	0	1	1
9386 -- Business/Management Analyst	4	1	5
9387 -- Asst Dir, Physical Plant	0	4	4
9388 -- Coor, Info/Publications Serv	1	1	2
9391 -- Assoc Dir Safety And Security	0	1	1
9392 -- Director, Museum Operations	0	1	1
9395 -- Internal Auditor/Investigator	1	0	1
9396 -- Coor, Academic Support Serv	14	5	19
9397 -- Asst Dir Environ Health & Safe	0	1	1
9402 -- Coordinator,public Functions	0	1	1
9403 -- Assoc. Dir., Instructional Tec	0	1	1
9408 -- Asst Director/Univ Relations	1	0	1
9409 -- Director,radio/Tv Station	0	2	2
9413 -- Assistant Dir Instl Res	1	0	1
9414 -- Asst University Registrar	1	0	1
9421 -- Director Student Affairs	4	2	6
9422 -- Assoc Dir Student Affairs	0	1	1
9427 -- Coordinator, Student Affairs	20	12	32



University Employees by Class Code, by Gender Fall 2016 (cont)

Class Code / Class Title	Female	Male	Total
9428 -- Dir Student Financial Aid	1	0	1
9429 -- Asst Dir, Student Fin Aid	4	0	4
9432 -- Dir,univ Counseling Ctr	1	0	1
9433 -- Major Gift Officer	1	0	1
9437 -- Asst Dir Academic Program	0	1	1
9438 -- Asst Dir Research Prog/Serv	2	0	2
9439 -- Chief Ext Comp Ethics Officer	0	1	1
9440 -- Director Student Hlth Serv	1	0	1
9444 -- Coord,research Prog/Serv	14	5	19
9447 -- Dir, Information Technology Sy	0	1	1
9450 -- Asst Dir, Career Dvpt Svcs	1	1	2
9451 -- Coord., Career Dev. Services	1	0	1
9459 -- Business Manager	5	0	5
9465 -- Assoc Dir Univ Computer System	3	2	5
9467 -- Assistant Athletic Coach	4	16	20
9469 -- Head Athletic Coach	4	5	9
9470 -- Dir Intercoll Athletics	0	1	1
9471 -- Assoc Dir Intercoll Athletics	1	3	4
9472 -- Asst Dir Intercollegiate Athl	2	1	3
9475 -- Coor, Comp Systems Cntrl	1	2	3
9476 -- Coordinator, Intercoll Athl	1	1	2
9477 -- Dir, Univ Equal Opp Prog	1	0	1
9478 -- Specialist,computer Sys Cntrl	2	2	4
9479 -- Director, Sports Information	0	1	1
9481 -- Coor,telecommunication	0	1	1
9483 -- Athletic Trainer	1	1	2
9484 -- Asst Dir., Univ Budgets	1	0	1
9486 -- Coordinator, Physical Plant	2	2	4
9488 -- Coordinator, Purchasing	2	1	3
9493 -- Assoc Dir Stud Fin Aid	2	0	2
9498 -- Asst General Counsel	0	1	1
9697 -- Assistant General Counsel	1	0	1
Total	958	791	1,749



Instructional Faculty by Class Code and Ethnic Origin

Fall 2014	Hispanic	Asian	Black	White	Total
Professor	1	14	101	29	145
Associate Professor	9	11	122	36	178
Assistant Professor	4	13	117	22	156
Instructor	3	0	54	12	69
Tota	17	38	394	99	548

Fall 2015	Hispanic	Asian	Black	White	Total
Professor	2	14	105	31	152
Associate Professor	9	12	113	36	170
Assistant Professor	3	10	112	23	148
Instructor	3	2	57	13	75
Tota	17	38	387	103	545

Fall 2016	Hispanic	Asian	Black	White	Total
Professor	3	15	103	31	152
Associate Professor	8	12	114	36	170
Assistant Professor	5	11	109	25	150
Instructor	3	2	56	11	72
Tota	19	40	382	103	544



Instructional Faculty by Class Code and Gender

Class Code	Fall 2014			Fall 2015			Fall 2016		
	Female	Male	Total	Female	Male	Total	Female	Male	Total
Professor	37	108	145	40	112	152	45	107	152
Associate Professor	92	86	178	87	83	170	87	83	170
Assistant Professor	80	76	156	78	70	148	70	80	150
Instructor	44	25	69	48	27	75	47	25	72
Total	253	295	548	253	292	545	249	295	544

Instructional Faculty by Tenure Status

Tenure Status	Fall 2014			Fall 2015			Fall 2016		
	Female	Male	Total	Female	Male	Total	Female	Male	Total
Tenured	87	160	247	118	188	306	118	185	303
Non-Tenured, Tenure-Earning	80	65	145	50	39	89	68	60	128
Not Tenured, Not Tenure Earning	86	70	156	85	65	150	63	50	113
Total	253	295	548	253	292	545	249	295	544

Instructional Faculty's Salary - Fall 2016 (Source: AAUP)

Academic Rank	MEN					WOMEN				
	Number of Faculty	Total Contracted Salaries (\$)	Not Tenure-Track	On Tenure-Track	Tenured	Number of Faculty	Total Contracted Salaries (\$)	Not Tenure-Track	On Tenure-Track	Tenured

Faculty on 9-Month Contracts

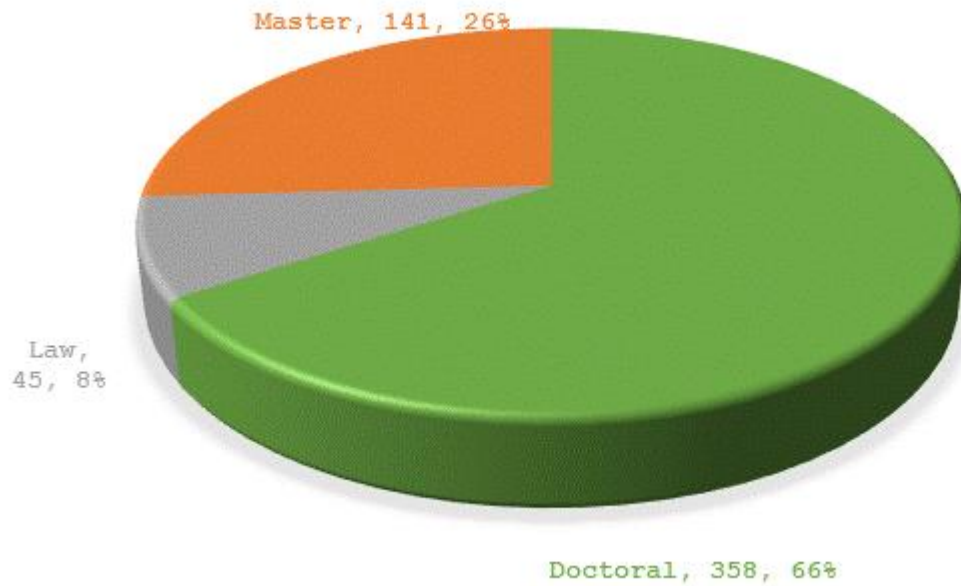
1. Professor	67	6799432.64	3	0	64	24	2439491.41	1	0	23
2. Associate	62	4928529.5	1	3	58	57	4481884.22	0	8	49
3. Assistant	56	3634615.38	13	39	4	37	2385911.96	7	29	1
4. Instructor	16	877287.62	16	0	0	27	1561776.39	27	0	0
7. TOTAL	201	16,239,865	33	42	126	145	10,869,064	35	37	73

Faculty on 11- or 12-Month Contracts

1. Professor	40	4795925.32	0	0	40	21	2416268.65	0	1	20
2. Associate	21	2161183.83	1	4	16	30	3150129.02	1	7	22
3. Assistant	24	2045858.86	7	14	3	33	2767872.21	7	23	3
4. Instructor	9	645817.3	9	0	0	20	1490420.02	20	0	0
7. TOTAL	94	9,648,785	17	18	59	104	9,824,690	28	31	45



Instructional Faculty by Rank and Highest Degree Earned Fall 2016



Class Code	Class Title	Doctoral	Law	Master	Total
9001	PROFESSOR	119	19	14	152
9002	ASSOCIATE PROFESSOR	126	11	33	170
9003	ASSISTANT PROFESSOR	99	3	48	150
9004	INSTRUCTOR	14	12	46	72
Tota	Total	358	45	141	544

Average Age of Instructional Faculty by Rank Fall 2016

Class Code	Class Title	Average Age
9001	PROFESSOR	61.38
9002	ASSOCIATE PROFESSOR	54.12
9003	ASSISTANT PROFESSOR	44.46
9004	INSTRUCTOR	48.71
All	Total	52.77

Average Number of Years Employed Instructional Faculty by Rank Fall 2016

Class Code	Class Title	Average Years Employed
9001	PROFESSOR	19.37
9002	ASSOCIATE PROFESSOR	13.94
9003	ASSISTANT PROFESSOR	4.83
9004	INSTRUCTOR	8.11
All	Total	12.17