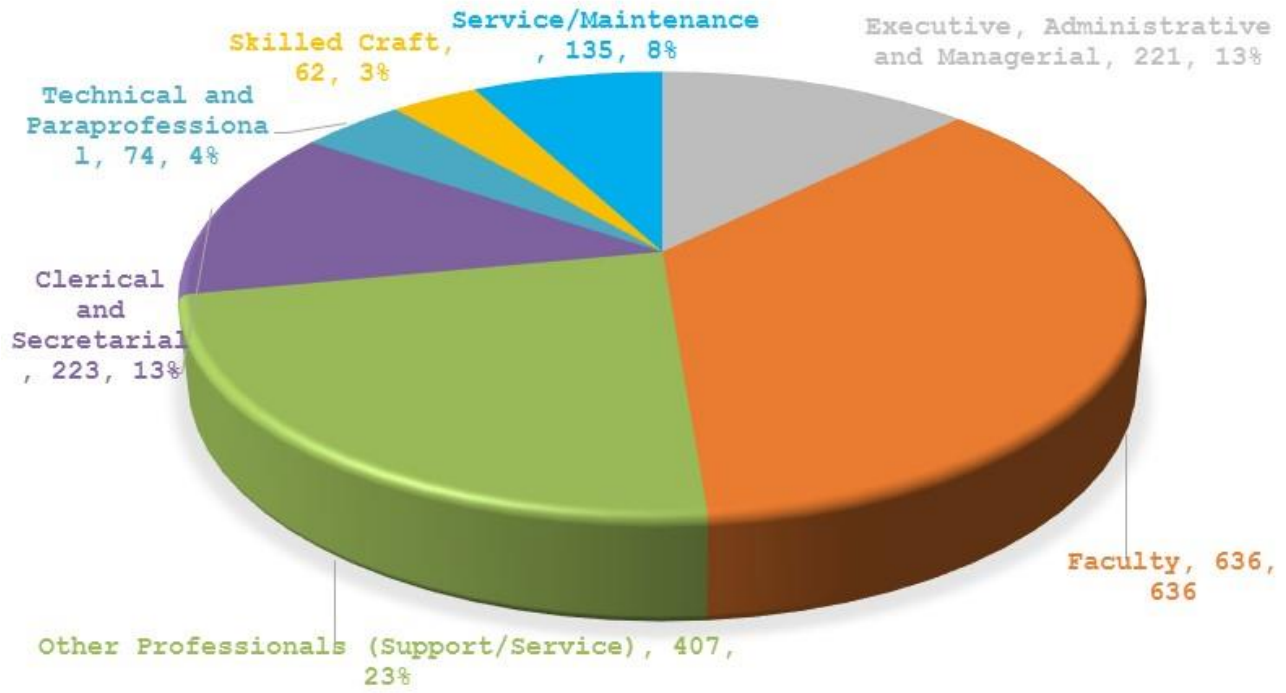




*Florida A & M University*  
*2015-2016 Fact Book*

**Faculty  
and  
Staff**

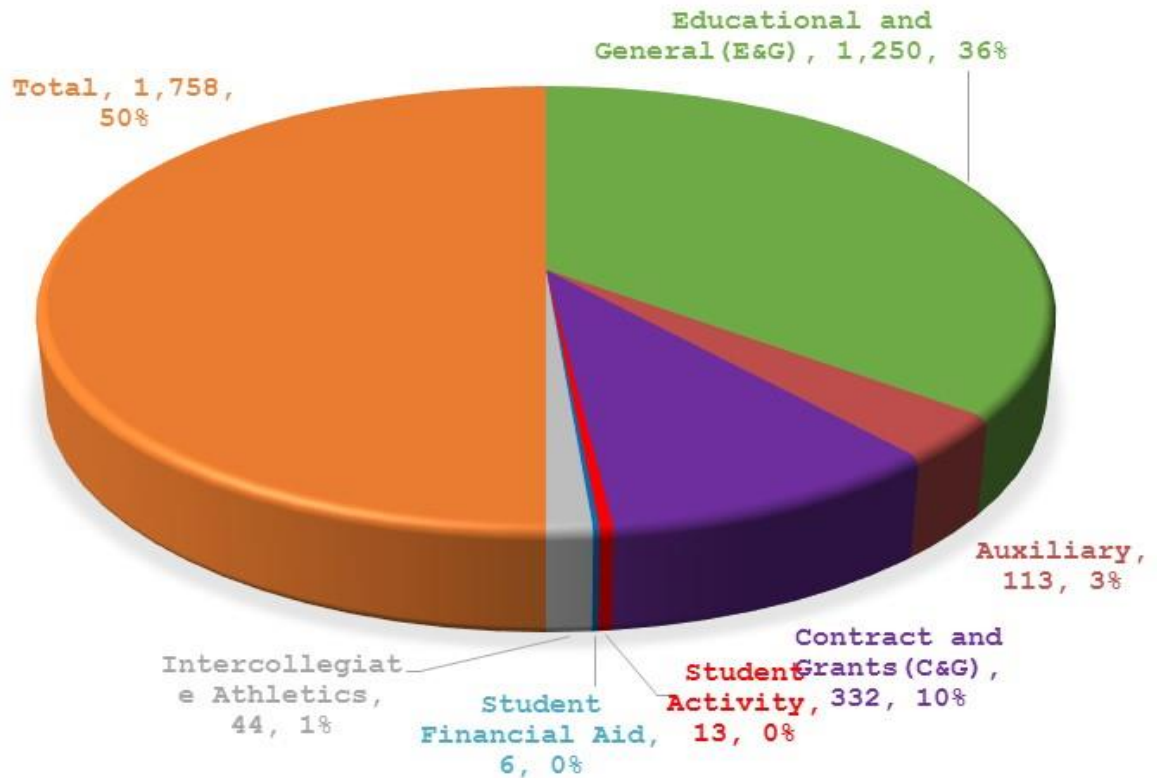
# University Employees by Occupational Activity Code Fall 2015 (not including OPS)



Occupational Activity Code	Female	Male	Total
Executive, Administrative and Managerial	121	100	221
Faculty	297	339	636
Other Professionals (Support/Service)	257	150	407
Clerical and Secretarial	195	28	223
Technical and Paraprofessional	38	36	74
Skilled Craft	0	62	62
Service/Maintenance	52	83	135
<b>Total</b>	<b>960</b>	<b>798</b>	<b>1,758</b>



## University Employees by Budget Entity Fall 2015 (not including OPS)

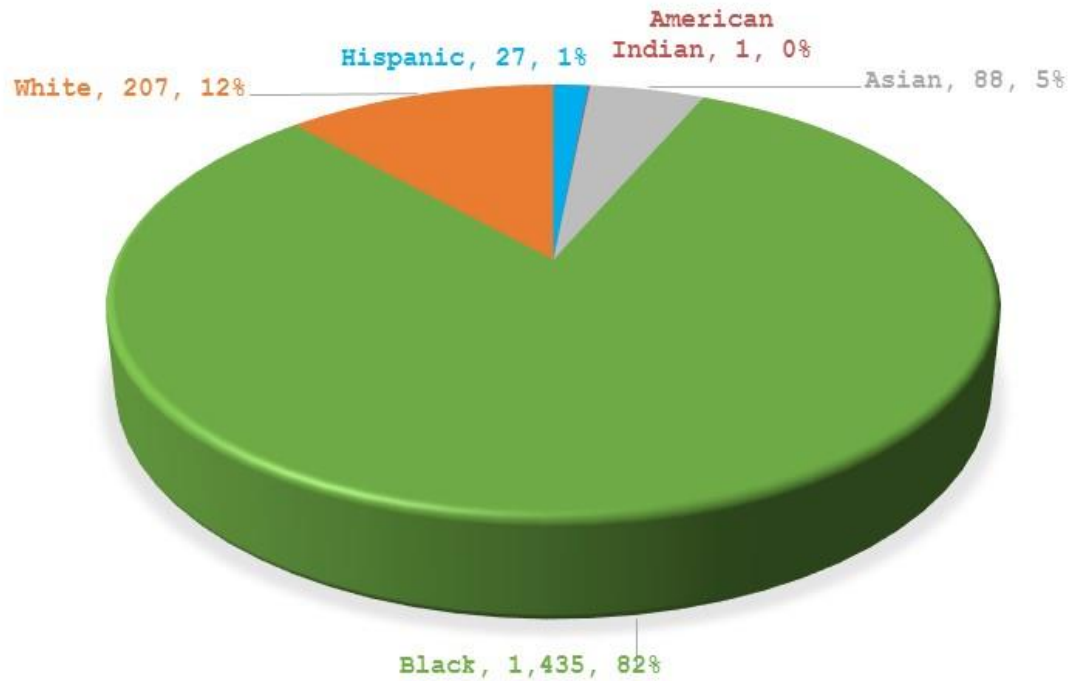


\*Not including student activities and financial aid

Budget Entity	Female	Male	Total
Educational and General(E&G)	668	582	1,250
Auxiliary	72	41	113
Contract and Grants(C&G)	193	139	332
Student Activity	8	5	13
Student Financial Aid	4	2	6
Intercollegiate Athletics	15	29	44
<b>Total</b>	<b>960</b>	<b>798</b>	<b>1,758</b>



## University Employees by Ethnic Origin Fall 2015 (not including OPS)



Note: American Indian < 1%

Occupational Activity Code	Hispanic	American Indian	Asian	Black	White	Total
Executive, Administrative and Managerial	2	0	10	186	23	221
Faculty	17	0	57	451	111	636
Other Professionals (Support/Service)	5	0	16	351	35	407
Clerical and Secretarial	2	1	1	207	12	223
Technical and Paraprofessional	0	0	1	63	10	74
Skilled Craft	0	0	0	52	10	62
Service/Maintenance	1	0	3	125	6	135
<b>Total</b>	<b>27</b>	<b>1</b>	<b>88</b>	<b>1,435</b>	<b>207</b>	<b>1,758</b>



## University Employees by Class Code, by Gender Fall 2015

Class Code / Class Title	Female	Male	Total
0003 -- Clerk	0	1	1
0004 -- Senior Clerk	6	1	7
0102 -- Secretary	4	0	4
0108 -- Senior Secretary	7	1	8
0114 -- Executive Secretary	4	0	4
0186 -- Cashier	1	0	1
0261 -- Telephone Systems Operator	1	0	1
0294 -- Student Affairs Associate	4	0	4
0705 -- Office Assistant	12	0	12
0710 -- Admin Asst	49	3	52
0715 -- Sr Administrative Asst	4	0	4
0716 -- Office Manager	43	2	45
0918 -- Strkeeper/Recv Clerk	0	3	3
0921 -- Sr Strkeeper/Recv Clerk	0	2	2
0928 -- Stores/Receiving Manager	0	3	3
0939 -- Property Manager	1	1	2
1006 -- Personnel Rep	4	0	4
1012 -- Sr Personnel Rep	3	0	3
1306 -- Child Care Group Leader	4	0	4
1418 -- Sr Fiscal Asst	3	1	4
1427 -- Accountant	15	1	16
1434 -- Senior Accountant	0	1	1
2017 -- Eit - Support Specialist	6	3	9
2031 -- Telecommunications Spec	0	1	1
2035 -- Sr Telecomm Spec	0	1	1
2050 -- Computer Support Specialist	0	6	6
2052 -- Sr Computer Support Spec	1	2	3
2056 -- Computer Support Analyst	0	2	2
2064 -- Sr Computer Repair Technician	1	0	1
2102 -- Comp Programmer Analyst	1	0	1
2130 -- Eit Field Service Technician	1	2	3
2415 -- Senior Grants Specialist	5	0	5
2417 -- Grants Specialist Supervisor	1	0	1
3709 -- Art/Publication Production Spc	2	0	2
3718 -- Print Shop Manager	0	1	1
3721 -- Sr Art/Publ Prod Specialist	1	1	2
3726 -- Audio-Visual Specialist	1	2	3
3732 -- Information Specialist	0	1	1



## University Employees by Class Code, by Gender Fall 2015 (cont)

Class Code / Class Title	Female	Male	Total
4206 -- Program Assistant	37	8	45
4243 -- Univ Union Prog Spec	1	0	1
4245 -- Sr Univ Union Prog Spec	0	1	1
4252 -- Assistant Ticket Manager	1	0	1
4262 -- Financial Aid Officer	2	1	3
4264 -- Sr Financial Aid Officer	2	0	2
4274 -- Admissions/Registrar Officer	7	4	11
4275 -- Sr Admissions/Reg Officer	4	2	6
4303 -- Library Technical Assistant	4	3	7
4304 -- Sr Library Technical Assistant	10	6	16
4306 -- Library Technical Asst Supv	2	0	2
4630 -- Engineer	1	1	2
4633 -- Senior Engineer	0	1	1
5017 -- Laboratory Technician	1	0	1
5027 -- Sr Laboratory Technician	2	1	3
5033 -- Biological Scientist	1	0	1
5035 -- Sr Biological Scientist	1	0	1
5083 -- Sr Teaching Lab Spec	0	2	2
5297 -- Adv Reg Nurse Practitioner	1	0	1
5522 -- Certified Medical Assistant	1	0	1
6213 -- Food Service Worker	1	0	1
6223 -- Food Service Manager	1	0	1
6330 -- Hvac Operator	0	3	3
6331 -- Sr Hvac Operator	0	5	5
6357 -- Utilities Superintendent	0	1	1
6367 -- Senior Motor Vehicle Oper	0	3	3
6374 -- Maintenance Support Worker	0	6	6
6376 -- Maintenance Supervisor	0	8	8
6382 -- Sr Maintenance Superintendent	0	2	2
6389 -- Laborer	0	3	3
6390 -- Laborer Supervisor	0	1	1
6394 -- Groundskeeper	3	9	12
6395 -- Sr Groundskeeper	0	3	3
6398 -- Landscaping/Grounds Superint	0	1	1
6423 -- Locksmith	0	3	3
6426 -- Painter	0	5	5
6432 -- Carpenter	0	1	1
6435 -- Roofer	0	1	1



## University Employees by Class Code, by Gender Fall 2015 (cont)

Class Code / Class Title	Female	Male	Total
6441 -- Plumber	0	1	1
6444 -- Electrician	0	4	4
6445 -- Senior Electrician	0	1	1
6447 -- Mason	0	1	1
6452 -- Sr. Refrigeration Mechanic	0	8	8
6466 -- Maintenance Mechanic	0	8	8
6467 -- Maintenance Specialist	0	10	10
6516 -- Machinist	0	1	1
6526 -- Custodial Worker	30	23	53
6527 -- Sr Custodial Worker	6	6	12
6529 -- Sr Custodial Supervisor	1	1	2
6532 -- Asst Custodial Srvc Supt	0	1	1
6533 -- Custodial Services Supt	1	0	1
6541 -- Auto/Marineequip Mech Supervis	0	1	1
6582 -- Telecommunications Serv Spec	0	1	1
7230 -- Control/Alarm Sys Technician	0	2	2
7235 -- Electronic Tech Supv	0	1	1
7404 -- Asst Lab Animal Tech	0	1	1
7407 -- Senior Laboratory Animal Tech	1	2	3
7421 -- Financial Svcs Officer	2	1	3
7425 -- Sr Financial Svcs Officer	6	0	6
7515 -- Farm Manager	0	2	2
7521 -- Sr Agricultural Assisant	0	3	3
8410 -- Police Service Technician	2	2	4
8412 -- Police Comm Operator	2	0	2
8515 -- Law Enforcement Officer	5	13	18
8517 -- Law Enforcement Corporal	0	3	3
8519 -- Law Enforcement Sergeant	1	3	4
8522 -- Law Enforcement Lieutenant	0	2	2
8541 -- Law Enforcement Invest	0	1	1
8826 -- Building Safety Inspector	0	1	1
9001 -- Overload Faculty-Professor	1	3	4
9001 -- Professor	47	113	160
9002 -- Adjunct Associate Professor	3	1	4
9002 -- Associate Professor	86	82	168
9002 -- Overload Faculty-Assoc Prof	0	1	1
9003 -- Adjunct Assistant Professor	1	1	2



## University Employees by Class Code, by Gender Fall 2015 (cont)

Class Code / Class Title	Female	Male	Total
9003 -- Assistant Professor	78	70	148
9004 -- Adjunct Instructor	4	2	6
9004 -- Instructor	45	27	72
9004 -- Overload Faculty-Instructor	3	4	7
9005 -- Lecturer	0	1	1
9007 -- Distinguished Service Prof	0	2	2
9009 -- Eminent Scholar	0	1	1
9018 -- University School Asst Prof	3	4	7
9019 -- University School Instructor	22	9	31
9053 -- University Librarian	3	1	4
9054 -- Assoc Univ Librarian	4	0	4
9055 -- Asst Univ Librarian	5	2	7
9056 -- Instructor Librarian	2	2	4
9115 -- Coordinator	3	2	5
9120 -- Associate In	3	0	3
9121 -- Assistant In	5	5	10
9124 -- Extension Agent li	0	1	1
9125 -- Extension Agent I	1	1	2
9126 -- Program Director	2	2	4
9166 -- Research Associate	9	23	32
9173 -- Counselor/Advisor	18	13	31
9178 -- Instructional Specialist	1	0	1
9180 -- Postdoctoral Fellow	0	1	1
9181 -- Graduate Research Associate	3	13	16
9189 -- Postdoctoral Assoc	0	1	1
9199 -- Faculty Administrator	18	7	25
9208 -- Audit Svcs/Invest Admin	2	2	4
9215 -- Coor, Hr/Personnel Rel	4	0	4
9217 -- Executive Assistant	6	5	11
9218 -- Coordinator, Accounting	11	3	14
9225 -- Coordinator, Admin Services	28	5	33
9226 -- Coord, Management Analysis	10	3	13
9230 -- Director, Financial Services	1	0	1
9232 -- Coordinator, Adm/Registration	4	1	5
9233 -- Vice Pres Audit & Compliance	0	1	1
9236 -- Coor, Bus And Fin/Aux Serv	0	1	1
9238 -- Coor, Environ Health/Safety	1	3	4
9241 -- Coordinator, Academic Programs	13	1	14





## University Employees by Class Code, by Gender Fall 2015 (cont)

Class Code / Class Title	Female	Male	Total
9244 -- Assoc Vp, Human Resources	1	0	1
9250 -- Assoc Dir, Res Prog/Serv	1	1	2
9251 -- Assoc. Dir, Academic Programs	0	1	1
9252 -- Asst Dir, Univ Computer System	2	0	2
9257 -- Vp, Finance & Administrati/Cfo	0	1	1
9258 -- Coordinator, Budgeting	3	0	3
9259 -- Vp Student Affairs	0	1	1
9261 -- Assoc Vp, Informati Technology	0	1	1
9264 -- Vp, University Advancement	0	1	1
9269 -- Assoc Vp Student Affairs	1	2	3
9271 -- Asst Vp, Admin & Financial Svc	1	0	1
9274 -- Vp, Legal Affairs/Gen Counsel	0	1	1
9276 -- Asst Vp,academic Affairs	0	1	1
9277 -- Coord, Clinical Programs	1	3	4
9280 -- Pharmacy Manager	0	2	2
9282 -- Coordinator, Student Fin Aid	2	2	4
9283 -- Asst Dir, Clinical Programs	1	0	1
9284 -- Asst Dir. Adv/Alumni Aff.	4	1	5
9286 -- Director Multipurpose Facility	0	3	3
9290 -- Asst Dir, Ed Training Program	1	0	1
9291 -- Coor Educ/Training Prog	3	0	3
9295 -- Assistant Controller	4	2	6
9296 -- Assoc Vp, Univ Development	1	0	1
9298 -- Associate Controller	2	0	2
9300 -- Dir Career Development Serv	1	0	1
9303 -- Director Univ Budgets	1	0	1
9306 -- Assoc General Counsel	1	1	2
9307 -- Coor Univ Rel/Public Affairs	0	1	1
9308 -- Dir Acad Support Serv	3	2	5
9309 -- Assoc Dir,acad Support	1	0	1
9310 -- Dir Advancement/Alumni Affairs	3	1	4
9312 -- Asst Dir Hum Res/Pers Rel	3	1	4
9314 -- Coor Advancement/Alumni Affair	2	3	5
9317 -- Executive Director	3	1	4
9318 -- Assoc Vp Finance & Administrat	1	1	2
9321 -- Dir Bus And Fin/Aux Services	1	1	2
9322 -- Assoc Dir Bus Fin/Aux Ser.	1	0	1
9325 -- Director Purchasing	1	0	1



## University Employees by Class Code, by Gender Fall 2015 (cont)

Class Code / Class Title	Female	Male	Total
9327 -- Asst Dir. Academic Sup. Serv	4	0	4
9329 -- Dir Research Programs/Services	3	1	4
9332 -- Dir,univ Computer Systems	0	5	5
9335 -- Coor Computer Applications	9	11	20
9336 -- Dir Hum Res/Personnel Rel	0	2	2
9339 -- Coord, Statistical Research	0	1	1
9341 -- Dir Environment Health/Safe	1	0	1
9342 -- Credentialing Analyst	4	2	6
9345 -- Assoc Dir Facilities Planning	0	1	1
9346 -- Coord, Facil Plan	1	3	4
9350 -- Dir, University Housing	0	1	1
9351 -- Assoc Dir,univ Housing	1	0	1
9352 -- Coordinator University Housing	1	0	1
9353 -- Dir Physical Plant	0	1	1
9355 -- Univ Registrar	1	0	1
9357 -- Associate Director, Admissions	1	0	1
9358 -- Dir, Admissions/Registrar	2	0	2
9361 -- Coor Hs And/Or Comm Coll Rel	1	0	1
9365 -- Dir Urban Policy & Commerce	0	1	1
9368 -- Director, Continuing Education	1	0	1
9369 -- Asst Dir Univ Housing	0	1	1
9370 -- Coor, Continuing Education	1	0	1
9375 -- Asst Dir Student Affairs	0	2	2
9377 -- Assc Vp, Advance/Alumni Affair	1	0	1
9378 -- Asst. Vp Alumni Affairs/Advanc	0	1	1
9385 -- Asst. Dir., Admission/Reg	1	0	1
9386 -- Business/Management Analyst	4	3	7
9387 -- Asst Dir, Physical Plant	0	3	3
9388 -- Coor, Info/Publications Serv	3	1	4
9391 -- Assoc Dir Safety And Security	0	1	1
9395 -- Internal Auditor/Investigator	1	0	1
9396 -- Coor, Academic Support Serv	14	6	20
9397 -- Asst Dir Environ Health & Safe	0	1	1
9400 -- Vp, Comm & External Relations	0	1	1
9402 -- Coordinator,public Functions	0	1	1
9403 -- Assoc. Dir., Instructional Tec	0	1	1
9409 -- Director,radio/Tv Station	0	2	2
9413 -- Assistant Dir Instl Res	1	0	1



## University Employees by Class Code, by Gender Fall 2015 (cont)

Class Code / Class Title	Female	Male	Total
9414 -- Asst University Registrar	1	0	1
9420 -- Associate Director Research	0	1	1
9421 -- Director Student Affairs	5	1	6
9422 -- Assoc Dir Student Affairs	0	1	1
9427 -- Coordinator, Student Affairs	19	12	31
9428 -- Dir Student Financial Aid	1	0	1
9429 -- Asst Dir, Student Fin Aid	4	0	4
9437 -- Asst Dir Academic Program	0	1	1
9438 -- Asst Dir Research Prog/Serv	2	0	2
9440 -- Director Student Hlth Serv	1	0	1
9444 -- Coord,research Prog/Serv	13	3	16
9447 -- Dir, Enterprise Info Technlgy	0	1	1
9450 -- Asst Dir, Career Dvpt Svcs	0	2	2
9451 -- Coord., Career Dev. Services	1	0	1
9454 -- Dir, Info/Publication Ser.	1	0	1
9459 -- Business Manager	3	0	3
9465 -- Assoc Dir Univ Computer System	1	2	3
9467 -- Assistant Athletic Coach	3	17	20
9469 -- Head Athletic Coach	4	6	10
9470 -- Dir Intercoll Athletics	0	1	1
9471 -- Assoc Dir Intercoll Athletics	1	0	1
9472 -- Asst Dir Intercollegiate Athl	0	1	1
9475 -- Coor, Comp Systems Cntrl	2	3	5
9476 -- Coordinator, Intercoll Athl	2	0	2
9477 -- Dir, Univ Equal Opp Prog	1	0	1
9478 -- Specialist,computer Sys Cntrl	2	2	4
9479 -- Director, Sports Information	0	1	1
9483 -- Athletic Trainer	3	1	4
9484 -- Asst Dir., Univ Budgets	1	0	1
9486 -- Coordinator, Physical Plant	3	3	6
9488 -- Coordinator, Purchasing	1	0	1
9493 -- Assoc Dir Stud Fin Aid	2	0	2
9496 -- Asst Dir Equal Opp Progams	1	0	1
9697 -- Assistant General Counsel	1	0	1
<b>Total</b>	<b>960</b>	<b>798</b>	<b>1,758</b>



## Instructional Faculty by Class Code and Ethnic Origin

Fall 2013	Hispanic	Asian	Black	White	Total
Professor	1	15	98	32	146
Associate Professor	8	9	123	39	179
Assistant Professor	3	10	115	20	148
Instructor	2	0	63	11	76
<b>Tota</b>	<b>14</b>	<b>34</b>	<b>399</b>	<b>102</b>	<b>549</b>

Fall 2014	Hispanic	Asian	Black	White	Total
Professor	1	14	101	29	145
Associate Professor	9	11	122	36	178
Assistant Professor	4	13	117	22	156
Instructor	3	0	54	12	69
<b>Tota</b>	<b>17</b>	<b>38</b>	<b>394</b>	<b>99</b>	<b>548</b>

Fall 2015	Hispanic	Asian	Black	White	Total
Professor	2	14	105	31	152
Associate Professor	9	12	113	36	170
Assistant Professor	3	10	112	23	148
Instructor	3	2	57	13	75
<b>Tota</b>	<b>17</b>	<b>38</b>	<b>387</b>	<b>103</b>	<b>545</b>



## Instructional Faculty by Class Code and Gender

Class Code	Fall 2013			Fall 2014			Fall 2015		
	Female	Male	Total	Female	Male	Total	Female	Male	Total
Professor	38	108	146	37	108	145	40	112	152
Associate Professor	94	85	179	92	86	178	87	83	170
Assistant Professor	73	75	148	80	76	156	78	70	148
Instructor	48	28	76	44	25	69	48	27	75
<b>Total</b>	<b>253</b>	<b>296</b>	<b>549</b>	<b>253</b>	<b>295</b>	<b>548</b>	<b>253</b>	<b>292</b>	<b>545</b>

## Instructional Faculty by Tenure Status

Tenure Status	Fall 2013			Fall 2014			Fall 2015		
	Female	Male	Total	Female	Male	Total	Female	Male	Total
Tenured	88	164	252	87	160	247	118	188	306
Non-Tenured, Tenure-Earning	80	57	137	80	65	145	50	39	89
Not Tenured, Not Tenure Earning	85	75	160	86	70	156	85	65	150
<b>Total</b>	<b>253</b>	<b>296</b>	<b>549</b>	<b>253</b>	<b>295</b>	<b>548</b>	<b>253</b>	<b>292</b>	<b>545</b>

## Instructional Faculty's Salary - Fall 2015 (Source: AAUP)

Academic Rank	MEN					WOMEN				
	Number of Faculty	Total Contracted Salaries (\$)	Not Tenure-Track	On Tenure-Track	Tenured	Number of Faculty	Total Contracted Salaries (\$)	Not Tenure-Track	On Tenure-Track	Tenured

### Faculty on 9-Month Contracts

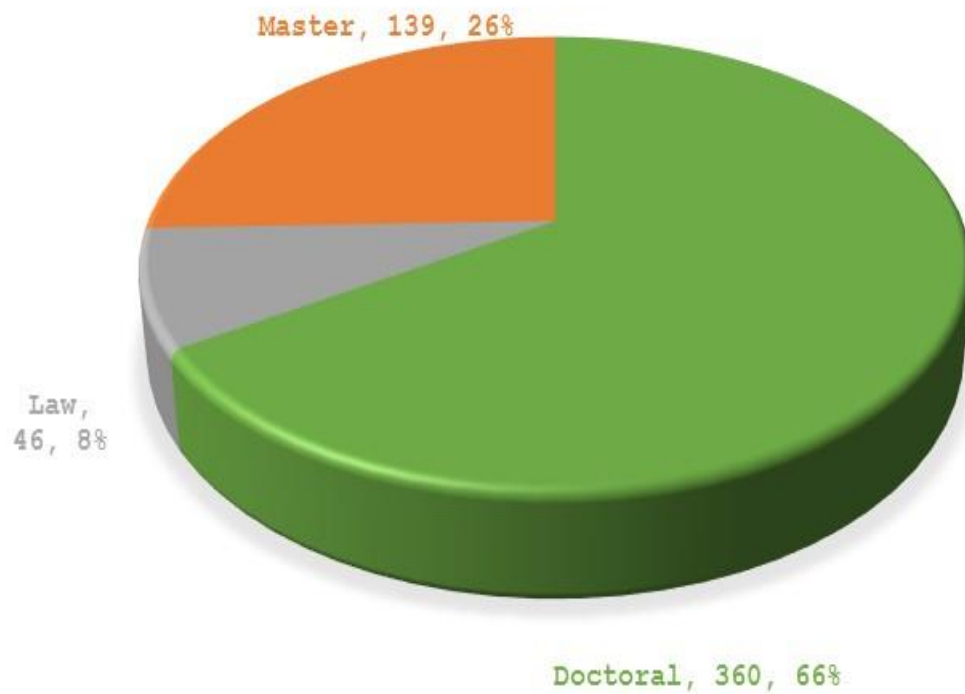
1. Professor	63	6,334,957	2	1	60	25	2,270,298	2	0	23
2. Associate	62	4,897,106	2	4	56	56	4,433,480	1	6	49
3. Assistant	47	2,921,630	23	19	5	43	2,785,458	21	18	4
4. Instructor	19	1,040,402	19	0	0	28	1,666,663	28	0	0
7. TOTAL	191	15,194,095	46	24	121	152	11,155,899	52	24	76

### Faculty on 11- or 12-Month Contracts

1. Professor	49	6,194,496	1	1	47	15	1,747,384	0	0	15
2. Associate	21	2,037,882	1	3	17	31	3,060,794	0	8	23
3. Assistant	23	1,944,576	9	11	3	35	2,869,342	13	18	4
4. Instructor	8	553,775	8	0	0	20	1,464,265	20	0	0
7. TOTAL	101	10,730,729	19	15	67	101	9,141,785	33	26	42



## Instructional Faculty by Rank and Highest Degree Earned Fall 2015



Class Code	Class Title	Doctoral	Law	Master	Total
9001	PROFESSOR	122	17	13	152
9002	ASSOCIATE PROFESSOR	129	12	29	170
9003	ASSISTANT PROFESSOR	96	3	49	148
9004	INSTRUCTOR	13	14	48	75
<b>Tota</b>	<b>Total</b>	<b>360</b>	<b>46</b>	<b>139</b>	<b>545</b>

## Average Age of Instructional Faculty by Rank Fall 2015

Class Code	Class Title	Average Age
9001	PROFESSOR	60.72
9002	ASSOCIATE PROFESSOR	54.48
9003	ASSISTANT PROFESSOR	43.45
9004	INSTRUCTOR	47.64
<b>All</b>	<b>Total</b>	<b>52.28</b>

## Average Number of Years Employed Instructional Faculty by Rank Fall 2015

Class Code	Class Title	Average Years Employed
9001	PROFESSOR	19.04
9002	ASSOCIATE PROFESSOR	13.64
9003	ASSISTANT PROFESSOR	4.33
9004	INSTRUCTOR	7.69
<b>All</b>	<b>Total</b>	<b>11.80</b>