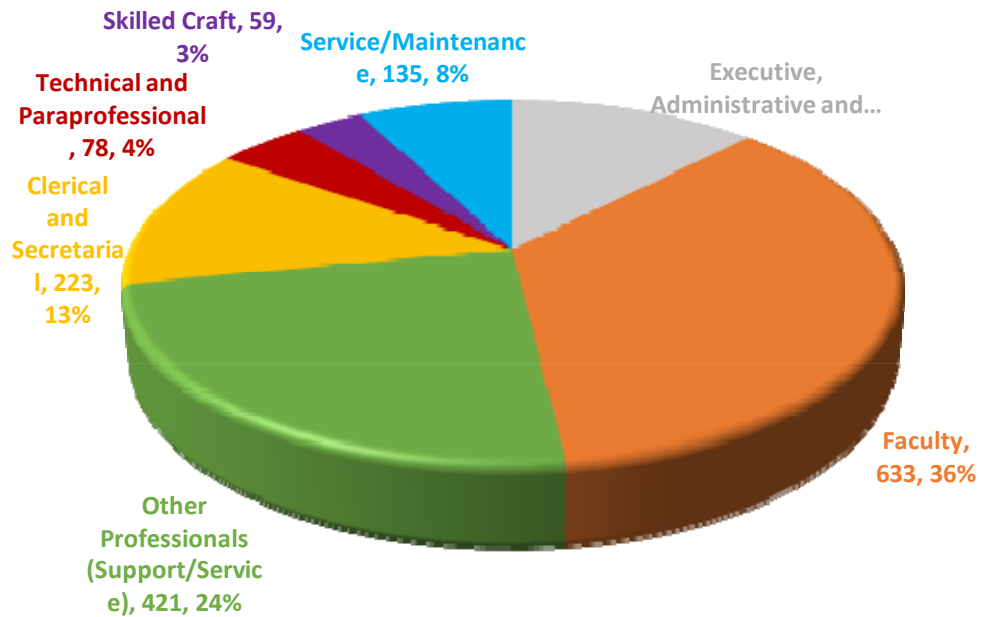




Florida A & M University
2014-2015 Fact Book

**Faculty
and
Staff**

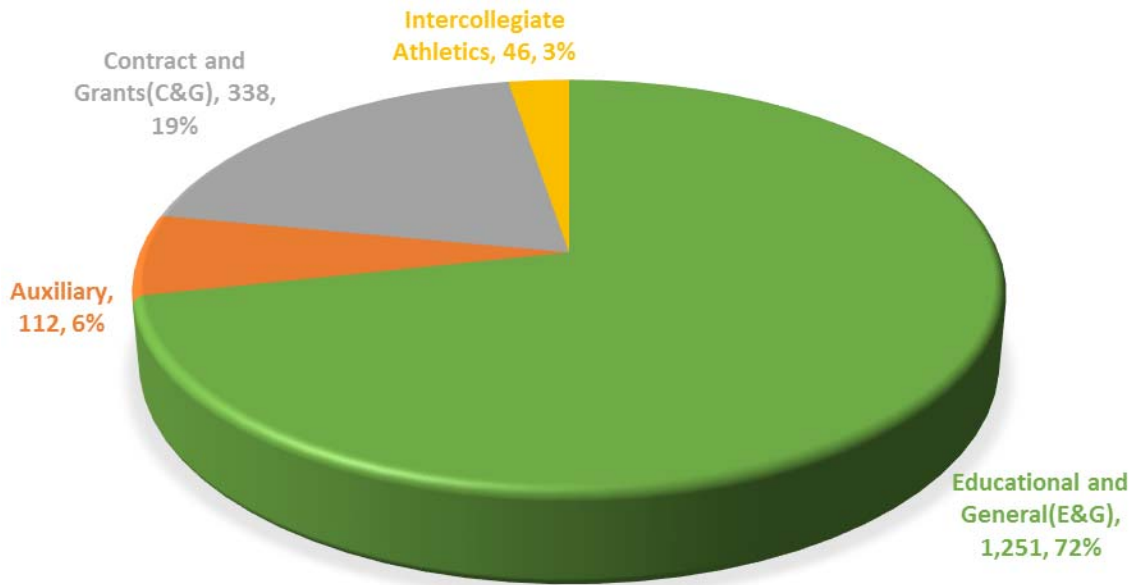
University Employees by Occupational Activity Code Fall 2014 (not including OPS)



Occupational Activity Code	Female	Male	Total
Executive, Administrative and Managerial	126	92	218
Faculty	294	339	633
Other Professionals (Support/Service)	266	155	421
Clerical and Secretarial	195	28	223
Technical and Paraprofessional	41	37	78
Skilled Craft	0	59	59
Service/Maintenance	55	80	135
Total	977	790	1,767



University Employees by Budget Entity Fall 2014 (not including OPS)

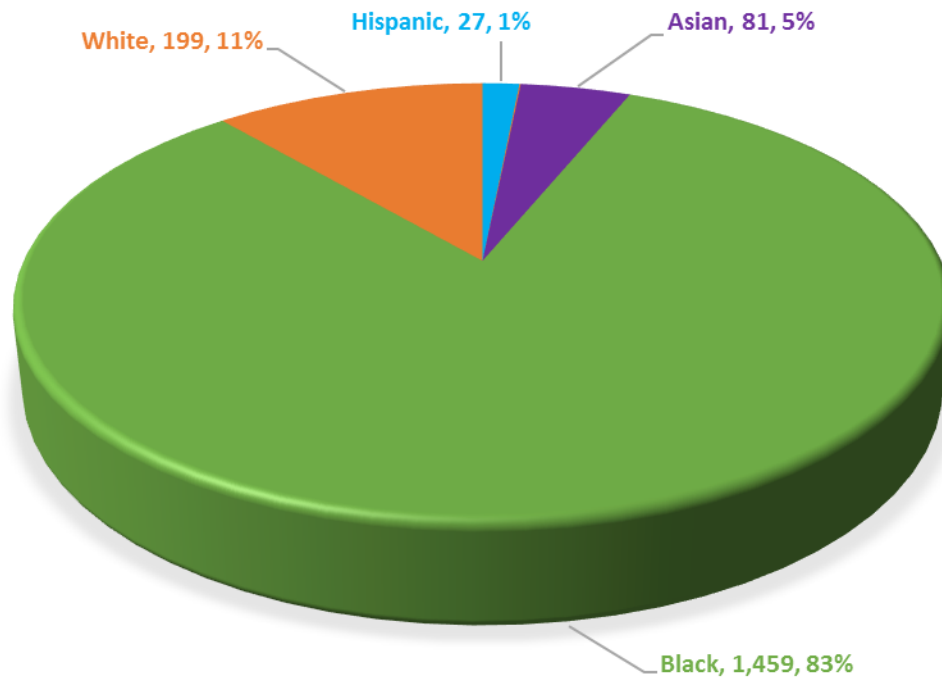


*Not including student activities and financial aid

Budget Entity	Female	Male	Total
Educational and General(E&G)	672	579	1,251
Auxiliary	75	37	112
Contract and Grants(C&G)	199	139	338
Student Activity	8	3	11
Student Financial Aid	6	3	9
Intercollegiate Athletics	17	29	46
Total	977	790	1,767



University Employees by Ethnic Origin Fall 2014 (not including OPS)



Note: American Indian < 1%

Occupational Activity Code	Hispanic	American Indian	Asian	Black	White	Total
Executive, Administrative and Managerial	1	0	8	187	22	218
Faculty	17	0	55	453	108	633
Other Professionals (Support/Service)	6	0	14	366	35	421
Clerical and Secretarial	2	1	1	211	8	223
Technical and Paraprofessional	0	0	0	67	11	78
Skilled Craft	0	0	0	50	9	59
Service/Maintenance	1	0	3	125	6	135
Total	27	1	81	1,459	199	1767



University Employees by Class Code, by Gender Fall 2014

Class Code / Class Title	Female	Male	Total
0003 -- Clerk	4	1	5
0004 -- Senior Clerk	5	1	6
0102 -- Secretary	5	0	5
0108 -- Senior Secretary	11	0	11
0114 -- Executive Secretary	4	0	4
0186 -- Cashier	1	0	1
0261 -- Telephone Systems Operator	1	0	1
0705 -- Office Assistant	11	0	11
0710 -- Admin Asst	49	2	51
0715 -- Sr Administrative Asst	4	0	4
0716 -- Office Manager	43	2	45
0815 -- Sr Purchasing Agent	2	0	2
0918 -- Strkeeper/Recv Clerk	0	3	3
0921 -- Sr Strkeeper/Recv Clerk	0	2	2
0928 -- Stores/Receiving Manager	0	3	3
0939 -- Property Manager	0	1	1
1006 -- Personnel Rep	3	0	3
1012 -- Sr Personnel Rep	3	0	3
1306 -- Child Care Group Leader	5	0	5
1418 -- Sr Fiscal Asst	4	1	5
1427 -- Accountant	8	3	11
1434 -- Senior Accountant	0	1	1
2017 -- Eit - Support Specialist	7	2	9
2031 -- Telecommunications Spec	0	1	1
2035 -- Sr Telecomm Spec	0	1	1
2050 -- Computer Support Specialist	0	5	5
2052 -- Sr Computer Support Spec	1	2	3
2056 -- Computer Support Analyst	0	2	2
2064 -- Sr Computer Repair Technician	1	0	1
2102 -- Comp Programmer Analyst	1	0	1
2130 -- Eit Field Service Technician	1	2	3
2401 -- Grants Assistant	1	0	1
2415 -- Senior Grants Specialist	4	0	4
2417 -- Grants Specialist Supervisor	1	0	1
3709 -- Art/Publication Production Spc	1	0	1
3718 -- Print Shop Manager	0	2	2
3721 -- Sr Art/Publ Prod Specialist	1	1	2
3726 -- Audio-Visual Specialist	0	1	1



University Employees by Class Code, by Gender Fall 2014 (cont)

Class Code / Class Title	Female	Male	Total
3732 -- Information Specialist	0	1	1
4206 -- Program Assistant	42	7	49
4243 -- Univ Union Prog Spec	1	0	1
4252 -- Assistant Ticket Manager	1	0	1
4262 -- Financial Aid Officer	3	1	4
4264 -- Sr Financial Aid Officer	2	0	2
4274 -- Admissions/Registrar Officer	6	5	11
4275 -- Sr Admissions/Reg Officer	3	1	4
4303 -- Library Technical Assistant	6	4	10
4304 -- Sr Library Technical Assistant	10	6	16
4306 -- Library Technical Asst Supv	2	0	2
4609 -- Engineering Technician	0	1	1
4630 -- Engineer	1	1	2
4633 -- Senior Engineer	0	1	1
5017 -- Laboratory Technician	1	0	1
5027 -- Sr Laboratory Technician	2	1	3
5033 -- Biological Scientist	1	1	2
5035 -- Sr Biological Scientist	1	0	1
5082 -- Lab/Sr Stores Manager	0	1	1
5083 -- Sr Teaching Lab Spec	0	2	2
5297 -- Adv Reg Nurse Practitioner	2	0	2
5522 -- Certified Medical Assistant	1	0	1
6213 -- Food Service Worker	2	0	2
6223 -- Food Service Manager	1	0	1
6330 -- Hvac Operator	0	4	4
6331 -- Sr Hvac Operator	0	5	5
6367 -- Senior Motor Vehicle Oper	0	3	3
6374 -- Maintenance Support Worker	0	7	7
6376 -- Maintenance Supervisor	0	6	6
6382 -- Sr Maintenance Superintendent	0	2	2
6389 -- Laborer	0	1	1
6390 -- Laborer Supervisor	0	1	1
6394 -- Groundskeeper	2	11	13
6395 -- Sr Groundskeeper	0	2	2
6398 -- Landscaping/Grounds Superint	0	1	1
6423 -- Locksmith	0	1	1
6426 -- Painter	0	5	5
6432 -- Carpenter	0	1	1



University Employees by Class Code, by Gender Fall 2014 (cont)

Class Code / Class Title	Female	Male	Total
6435 -- Roofer	0	1	1
6441 -- Plumber	0	1	1
6444 -- Electrician	0	5	5
6445 -- Senior Electrician	0	1	1
6447 -- Mason	0	1	1
6452 -- Sr. Refrigeration Mechanic	0	8	8
6466 -- Maintenance Mechanic	0	9	9
6467 -- Maintenance Specialist	0	8	8
6516 -- Machinist	0	1	1
6526 -- Custodial Worker	32	23	55
6527 -- Sr Custodial Worker	7	7	14
6529 -- Sr Custodial Supervisor	1	1	2
6532 -- Asst Custodial Srvcs Supt	0	1	1
6533 -- Custodial Services Supt	1	0	1
6541 -- Auto/Marineequip Mech Supervis	0	1	1
6582 -- Telecommunications Serv Spec	0	1	1
7230 -- Control/Alarm Sys Technician	0	2	2
7235 -- Electronic Tech Supv	0	1	1
7404 -- Asst Lab Animal Tech	0	1	1
7407 -- Senior Laboratory Animal Tech	1	2	3
7421 -- Financial Svcs Officer	1	1	2
7425 -- Sr Financial Svcs Officer	6	0	6
7515 -- Farm Manager	0	2	2
7520 -- Agricultural Assistant	0	1	1
7521 -- Sr Agricultural Assisant	0	2	2
8410 -- Police Service Technician	1	1	2
8411 -- Sr Police Service Tech	0	1	1
8412 -- Police Comm Operator	1	0	1
8413 -- Sr Police Comm Operator	1	0	1
8515 -- Law Enforcement Officer	5	9	14
8517 -- Law Enforcement Corporal	0	1	1
8519 -- Law Enforcement Sergeant	1	5	6
8522 -- Law Enforcement Lieutenant	0	2	2
8541 -- Law Enforcement Invest	1	2	3
8826 -- Building Safety Inspector	0	1	1
9001 -- Adjunct Professor	1	1	2
9001 -- Overload Faculty-Professor	2	2	4
9001 -- Professor	42	112	154



University Employees by Class Code, by Gender Fall 2014 (cont)

Class Code / Class Title	Female	Male	Total
9002 -- Adjunct Associate Professor	1	0	1
9002 -- Associate Professor	91	84	175
9002 -- Overload Faculty-Assoc Prof	0	1	1
9003 -- Adjunct Assistant Professor	2	3	5
9003 -- Assistant Professor	80	75	155
9004 -- Adjunct Instructor	10	9	19
9004 -- Instructor	41	25	66
9004 -- Overload Faculty-Instructor	2	0	2
9005 -- Lecturer	0	1	1
9007 -- Distinguished Service Prof	0	2	2
9018 -- University School Asst Prof	3	4	7
9019 -- University School Instructor	21	8	29
9053 -- University Librarian	3	1	4
9054 -- Assoc Univ Librarian	4	0	4
9055 -- Asst Univ Librarian	4	2	6
9056 -- Instructor Librarian	3	2	5
9115 -- Coordinator	3	2	5
9120 -- Associate In	3	0	3
9121 -- Assistant In	7	6	13
9124 -- Extension Agent Ii	0	1	1
9125 -- Extension Agent I	1	2	3
9126 -- Program Director	2	1	3
9166 -- Research Associate	9	19	28
9173 -- Counselor/Advisor	22	12	34
9178 -- Instructional Specialist	1	0	1
9181 -- Graduate Research Associate	8	12	20
9183 -- Graduate Teaching Associate	0	1	1
9189 -- Postdoctoral Assoc	0	1	1
9199 -- Faculty Administrator	19	6	25
9208 -- Audit Svcs/Invest Admin	2	2	4
9210 -- Assistant Vp, Human Resources	1	0	1
9213 -- Coor, Equal Opp Programs	0	1	1
9215 -- Coor, Hr/Personnel Rel	4	0	4
9217 -- Executive Assistant	5	4	9
9218 -- Coordinator, Accounting	12	3	15
9225 -- Coordinator, Admin Services	25	4	29
9226 -- Coord, Management Analysis	9	3	12
9231 -- Asoc Dir Of Financial Services	1	0	1



University Employees by Class Code, by Gender Fall 2014 (cont)

Class Code / Class Title	Female	Male	Total
9232 -- Coordinator, Adm/Registration	5	1	6
9233 -- Vice Pres Audit & Compliance	0	1	1
9235 -- Director, Title Iii Programs	1	0	1
9236 -- Coor, Bus And Fin/Aux Serv	0	1	1
9238 -- Coor, Environ Health/Safety	1	3	4
9241 -- Coordinator, Academic Programs	13	0	13
9246 -- Director, Academic Prog	1	0	1
9250 -- Assoc Dir, Res Prog/Serv	2	1	3
9251 -- Assoc. Dir, Academic Programs	0	1	1
9252 -- Asst Dir, Univ Computer System	1	1	2
9253 -- Vice President Info Technology	0	1	1
9257 -- Vp, Finance & Administrati/Cfo	0	1	1
9258 -- Coordinator, Budgeting	5	0	5
9259 -- Vp Student Affairs	0	1	1
9260 -- Vp Research	0	1	1
9264 -- Vp, University Advancement	0	1	1
9269 -- Assoc Vp Student Affairs	1	1	2
9270 -- Asst Vp Student Affairs	0	1	1
9271 -- Asst Vp, Admin & Financial Svc	2	1	3
9274 -- Vp, Legal Affairs/Gen Counsel	0	1	1
9276 -- Asst Vp,academic Affairs	0	1	1
9277 -- Coord, Clinical Programs	0	3	3
9280 -- Pharmacy Manager	1	1	2
9282 -- Coordinator, Student Fin Aid	2	3	5
9283 -- Asst Dir, Clinical Programs	1	0	1
9284 -- Asst Dir. Adv/Alumni Aff.	3	1	4
9286 -- Director Multipurpose Facility	0	2	2
9291 -- Coor Educ/Training Prog	3	0	3
9295 -- Assistant Controller	4	2	6
9296 -- Assoc Vp, Univ Development	0	1	1
9298 -- Associate Controller	3	0	3
9303 -- Director Univ Budgets	1	0	1
9305 -- Dir Univ Rel/Public Affairs	1	0	1
9306 -- Assoc General Counsel	1	1	2
9307 -- Coor Univ Rel/Public Affairs	0	1	1
9308 -- Dir Acad Support Serv	5	1	6
9309 -- Assoc Dir,acad Support	1	0	1
9310 -- Dir Advancement/Alumni Affairs	4	1	5



University Employees by Class Code, by Gender Fall 2014 (cont)

Class Code / Class Title	Female	Male	Total
9312 -- Asst Dir Hum Res/Pers Rel	2	2	4
9314 -- Coor Advancement/Alumni Affair	2	3	5
9317 -- Executive Director	2	0	2
9318 -- Assoc Vp Admin & Financial Svc	0	1	1
9319 -- Asst Director Purchasing	1	0	1
9321 -- Dir Bus And Fin/Aux Services	1	1	2
9322 -- Assoc Dir Bus Fin/Aux Ser.	1	0	1
9325 -- Director Purchasing	1	0	1
9327 -- Asst Dir. Academic Sup. Serv	2	0	2
9329 -- Dir Research Programs/Services	1	0	1
9332 -- Dir,univ Computer Systems	0	4	4
9334 -- Specialist, Computer Research	1	0	1
9335 -- Coor Computer Applications	8	10	18
9336 -- Dir Hum Res/Personnel Rel	0	2	2
9339 -- Coord, Statistical Research	0	1	1
9341 -- Dir Environment Health/Safe	1	0	1
9342 -- Credentialing Analyst	5	2	7
9345 -- Assoc Dir Facilities Planning	1	1	2
9346 -- Coord, Facil Plan	1	2	3
9350 -- Dir, University Housing	0	1	1
9351 -- Assoc Dir,univ Housing	1	0	1
9352 -- Coordinator University Housing	1	0	1
9353 -- Dir Physical Plant	0	1	1
9355 -- Univ Registrar	1	0	1
9358 -- Dir, Admissions/Registrar	1	0	1
9361 -- Coor Hs And/Or Comm Coll Rel	1	0	1
9365 -- Dir Urban Policy & Commerce	0	1	1
9368 -- Director, Continuing Education	1	0	1
9369 -- Asst Dir Univ Housing	0	1	1
9370 -- Coor, Continuing Education	1	0	1
9375 -- Asst Dir Student Affairs	1	2	3
9377 -- Assc Vp, Advance/Alumni Affair	1	0	1
9385 -- Asst. Dir., Admission/Reg	1	0	1
9386 -- Business/Management Analyst	3	2	5
9387 -- Asst Dir, Physical Plant	0	4	4
9388 -- Coor, Info/Publications Serv	3	1	4
9391 -- Assoc Dir Safety And Security	0	1	1
9395 -- Internal Auditor/Investigator	1	0	1



University Employees by Class Code, by Gender Fall 2014 (cont)

Class Code / Class Title	Female	Male	Total
9396 -- Coor, Academic Support Serv	16	6	22
9397 -- Asst Dir Environ Health & Safe	0	1	1
9400 -- Vp, Comm & External Relations	0	1	1
9402 -- Coordinator,public Functions	0	1	1
9403 -- Assoc. Dir., Instructional Tec	0	1	1
9409 -- Director,radio/Tv Station	0	2	2
9413 -- Assistant Dir Instl Res	1	0	1
9414 -- Asst University Registrar	1	0	1
9420 -- Associate Director Research	0	1	1
9421 -- Director Student Affairs	6	1	7
9422 -- Assoc Dir Student Affairs	0	1	1
9427 -- Coordinator, Student Affairs	17	13	30
9428 -- Dir Student Financial Aid	1	0	1
9429 -- Asst Dir, Student Fin Aid	5	0	5
9437 -- Asst Dir Academic Program	0	1	1
9438 -- Asst Dir Research Prog/Serv	2	0	2
9440 -- Director Student Hlth Serv	1	0	1
9444 -- Coord,research Prog/Serv	11	6	17
9447 -- Dir, Enterprise Info Technlgy	0	1	1
9450 -- Asst Dir, Career Dvpt Svcs	0	1	1
9451 -- Coord., Career Dev. Services	1	0	1
9459 -- Business Manager	3	0	3
9465 -- Assoc Dir Univ Computer System	2	2	4
9467 -- Assistant Athletic Coach	3	15	18
9469 -- Head Athletic Coach	4	6	10
9470 -- Dir Intercoll Athletics	0	1	1
9471 -- Assoc Dir Intercoll Athletics	0	2	2
9472 -- Asst Dir Intercollegiate Athl	1	1	2
9475 -- Coor, Comp Systems Cntrl	2	4	6
9476 -- Coordinator, Intercoll Athl	3	1	4
9477 -- Dir, Univ Equal Opp Prog	1	0	1
9478 -- Specialist,computer Sys Cntrl	1	1	2
9483 -- Athletic Trainer	3	1	4
9484 -- Asst Dir., Univ Budgets	1	0	1
9486 -- Coordinator, Physical Plant	3	2	5
9488 -- Coordinator, Purchasing	0	1	1
9493 -- Assoc Dir Stud Fin Aid	1	0	1
9496 -- Asst Dir Equal Opp Progams	1	0	1
9499 -- Assoc Dir, Operations Analysis	1	0	1
9697 -- Assistant General Counsel	1	0	1
Total	977	790	1,767



Instructional Faculty by Class Code and Ethnic Origin

Fall 2012	Hispanic	Asian	Black	White	Total
Professor	1	15	99	29	144
Associate Professor	8	7	128	43	186
Assistant Professor	3	10	110	17	140
Instructor	2	1	65	12	80
Total	14	33	402	101	550

Fall 2013	Hispanic	Asian	Black	White	Total
Professor	1	15	98	32	146
Associate Professor	8	9	123	39	179
Assistant Professor	3	10	115	20	148
Instructor	2	0	63	11	76
Total	14	34	399	102	549

Fall 2014	Hispanic	Asian	Black	White	Total
Professor	1	14	101	29	145
Associate Professor	9	11	122	36	178
Assistant Professor	4	13	117	22	156
Instructor	3	0	54	12	69
Tota	17	38	394	99	548



Instructional Faculty by Class Code and Gender

Class Code	Fall 2012			Fall 2013			Fall 2014		
	Female	Male	Tot	Female	Male	Total	Female	Male	Total
Professor	37	107	144	38	108	146	37	108	145
Associate Professor	94	92	186	94	85	179	92	86	178
Assistant Professor	69	71	140	73	75	148	80	76	156
Instructor	52	28	80	48	28	76	44	25	69
Total	252	298	550	253	296	549	253	295	548

Instructional Faculty by Tenure Status

Tenure Status	Fall 2012			Fall 2013			Fall 2014		
	Female	Male	Total	Female	Male	Total	Female	Male	Total
Tenured	93	175	268	88	164	252	87	160	247
Non-Tenured, Tenure-Earning	77	52	129	80	57	137	80	65	145
Not Tenured, Not Tenure Earning	82	71	153	85	75	160	86	70	156
Total	252	298	550	253	296	549	253	295	548

Instructional Faculty's Salary - Fall 2014 (Source: AAUP)

Academic Rank	MEN					WOMEN				
	Number of Faculty	Total Contracted Salaries (\$)	Not Tenure-Track	On Tenure-Track	Tenured	Number of Faculty	Total Contracted Salaries (\$)	Not Tenure-Track	On Tenure-Track	Tenured

Faculty on 9-Month Contracts

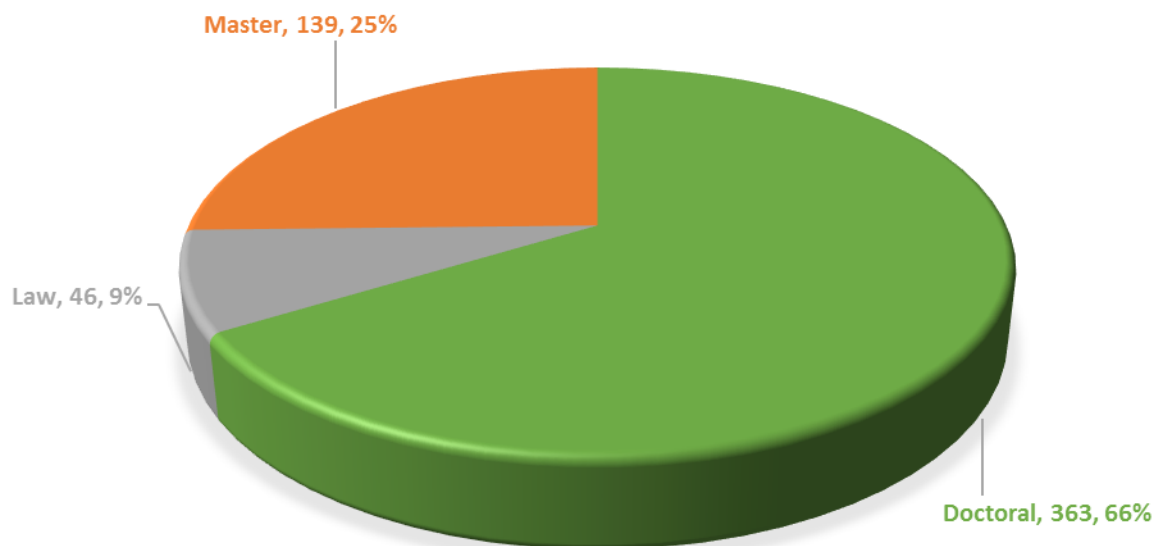
Professor	59	5,889,840	2	4	53	22	1,950,052	1	2	19
Associate	65	5,088,845	3	22	40	62	4,845,463	5	20	37
Assistant	56	3,472,758	29	25	2	46	2,848,014	28	18	0
Instructor	18	992,937	18	0	0	28	1,647,624	25	3	0
TOTAL	198	15,444,380	52	51	95	158	11,291,153	59	43	56

Faculty on 12-Month Contracts

Professor	49	6,109,250	0	1	48	15	1,750,769	0	0	15
Associate	21	2,058,263	0	6	15	30	2,994,233	0	15	15
Assistant	20	1,667,376	11	7	2	34	2,663,688	12	21	1
Instructor	7	460,451	7	0	0	16	1,145,633	15	1	0
TOTAL	97	10,295,340	18	14	65	95	8,554,323	27	37	31



Instructional Faculty by Rank and Highest Degree Earned Fall 2014



Class Code	Class Title	Doctoral	Law	Master	Total
9001	PROFESSOR	117	15	13	145
9002	ASSOCIATE PROFESSOR	140	13	25	178
9003	ASSISTANT PROFESSOR	95	4	57	156
9004	INSTRUCTOR	11	14	44	69
Tota	Total	363	46	139	548

Average Age of Instructional Faculty by Rank Fall 2014

Class Code	Class Title	Average Age
9001	PROFESSOR	60
9002	ASSOCIATE PROFESSOR	54
9003	ASSISTANT PROFESSOR	44
9004	INSTRUCTOR	48
All		52

Average Number of Years Employed Instructional Faculty by Rank Fall 2014

Class Code	Class Title	Average Years Employed
9001	PROFESSOR	19
9002	ASSOCIATE PROFESSOR	14
9003	ASSISTANT PROFESSOR	4
9004	INSTRUCTOR	8
All		12