



*Florida A & M University
2011-2012 Fact Book*

**Degrees
Awarded**



Florida A&M University

Degree Offerings

Associate of Arts
Bachelor of Science/Arts
Specialist
Master of Science
Professional Doctoral
Research Doctoral

Schools and Colleges

School of Allied Health Sciences
School of Architecture
College of Arts and Sciences
School of Business and Industry (SBI)
College of Education
College of Agriculture and Food Sciences (CAFS)
School of the Environment (ESI)
FAMU/FSU College of Engineering
School of Graduate Studies and Research
School of Journalism and Graphic Communication
College of Law
School of Nursing
College of Pharmacy and Pharmaceutical Sciences

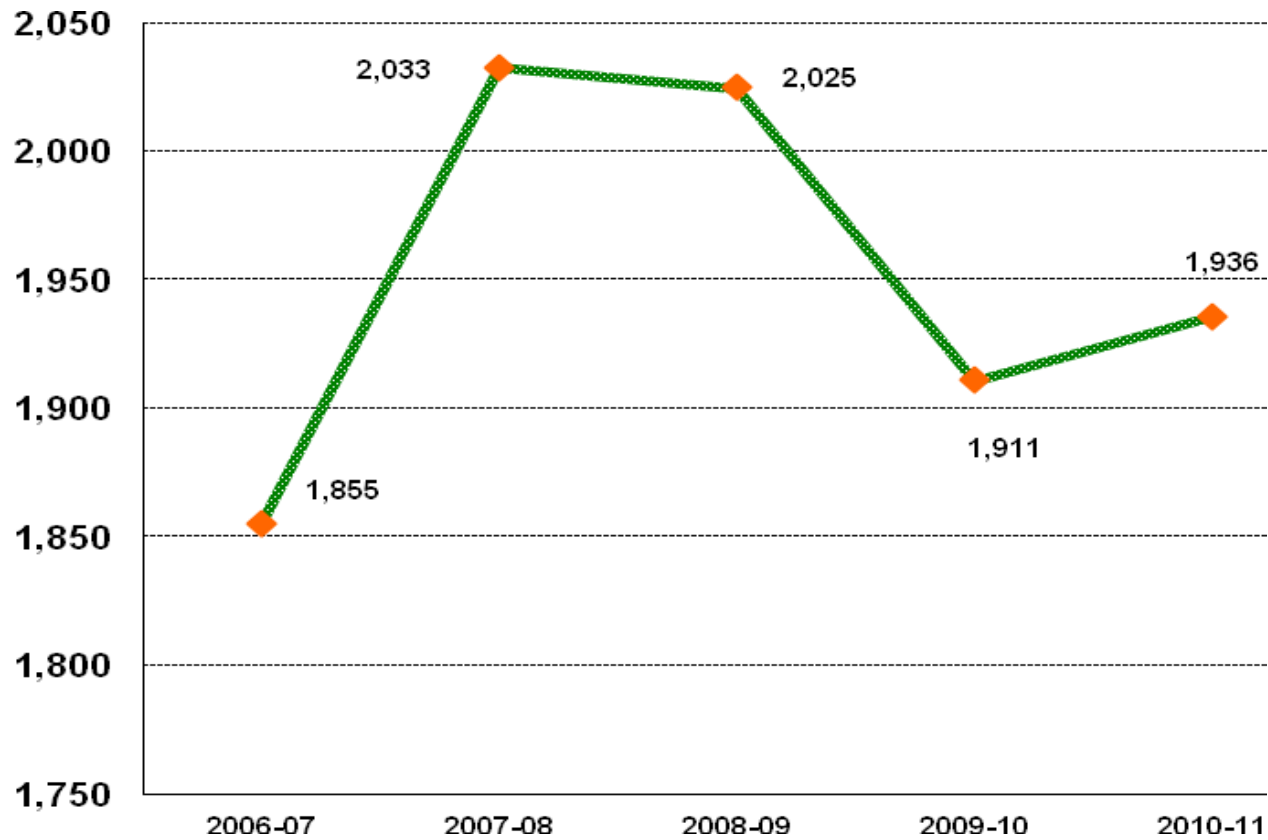


Degrees Awarded (2001-02 through 2010-11)

Degree	2001-02	2002-03	2003-04	2004-05	2005-06	2006-07	2007-08	2008-09	2009-10	2010-11
Bachelor	1,414	1,492	1,605	1,353	1,298	1,329	1,496	1,443	1,248	1,304
Master	304	317	401	306	244	288	245	271	341	294
Research Doctoral	9	17	24	21	16	29	11	19	16	22
Doc. Of Physical Therapy	N/A	N/A	N/A	N/A	N/A	N/A	N/A	11	14	13
First Professional	97	101	109	170	209	195	272	276	285	299
Specialist	N/A	N/A	N/A	N/A	N/A	14	9	5	7	4
Total	1,824	1,927	2,139	1,850	1,767	1,855	2,033	2,025	1,911	1,936

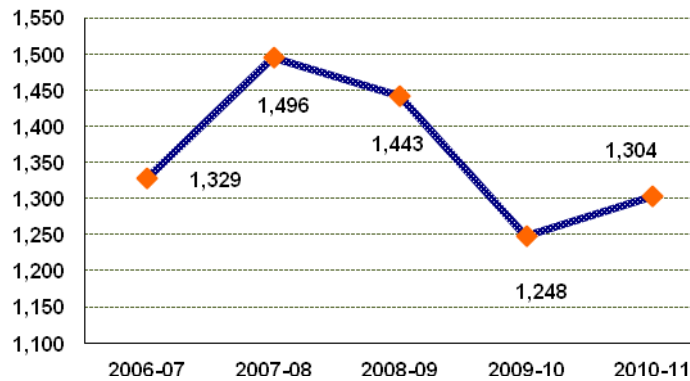


Degrees Awarded (2006-07 through 2010-11)

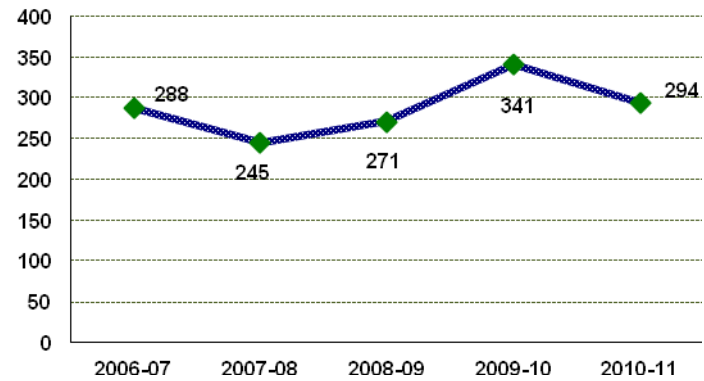


Degrees Awarded by Degree Type (2006-07 through 2010-11)

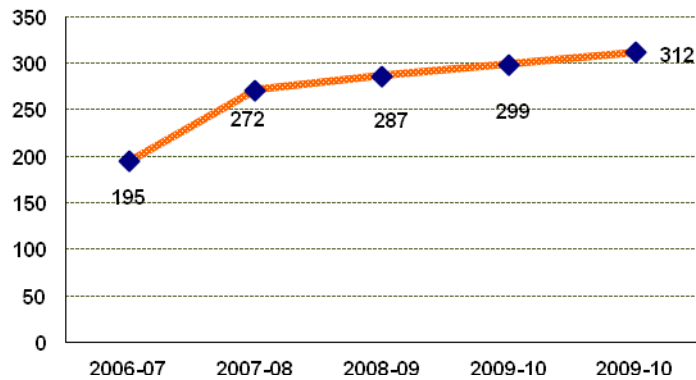
TOTAL NUMBER OF BACHELOR LEVEL DEGREES AWARDED 2006-07 THROUGH 2010-11



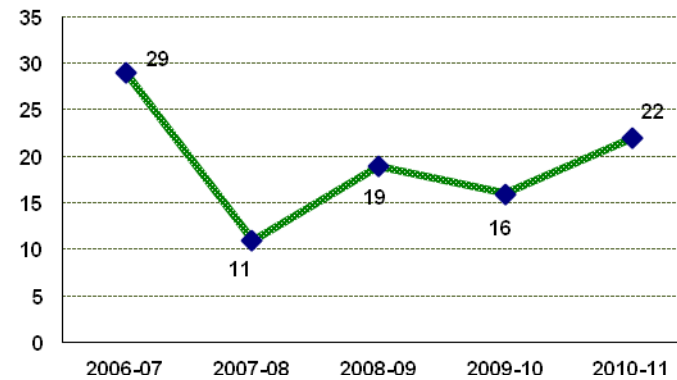
TOTAL NUMBER OF MASTER LEVEL DEGREES AWARDED 2006-07 THROUGH 2010-11



TOTAL NUMBER OF PROFESSIONAL DOCTORAL DEGREES AWARDED 2006-07 THROUGH 2010-11



TOTAL NUMBER OF RESEARCH DOCTORAL DEGREES AWARDED 2006-07 THROUGH 2010-11



Degrees Awarded by Schools and Colleges (2010-11)

School/College	Bachelor			Master			Professional Doctoral			Research Doctoral			Specialist			Total		
	Female	Male	Total	Female	Male	Total	Female	Male	Total	Female	Male	Total	Female	Male	Total	Female	Male	Total
Allied Health	138	47	185	18	8	26	5	8	13	0	0	0	0	0	0	161	63	224
Architecture	13	34	47	2	11	13	0	0	0	0	0	0	0	0	0	15	45	60
Arts & Sciences	336	216	552	89	43	132	0	0	0	1	0	1	3	1	4	429	260	689
Business & Industry	103	86	189	33	17	50	0	0	0	0	0	0	0	0	0	136	103	239
CESTA	15	42	57	1	4	5	0	0	0	1	1	2	0	0	0	17	47	64
Education	41	17	58	28	14	42	0	0	0	2	1	3	0	0	0	71	32	103
Environmental Sciences	2	0	2	2	1	3	0	0	0	1	1	2	0	0	0	5	2	7
FAMU/FSU Engineering	5	27	32	2	3	5	0	0	0	0	4	4	0	0	0	7	34	41
Journalism	68	43	111	1	0	1	0	0	0	0	0	0	0	0	0	69	43	112
Law	0	0	0	0	0	0	99	61	160	0	0	0	0	0	0	99	61	160
Nursing	67	4	71	3	1	4	0	0	0	0	0	0	0	0	0	70	5	75
Pharmacy	0	0	0	8	5	13	86	53	139	4	6	10	0	0	0	98	64	162
Total	788	516	1,304	187	107	294	190	122	312	9	13	22	3	1	4	1,177	759	1,936



Degrees Awarded by Schools and Colleges (2009-10)

School/College	Bachelor			Master			Professional Doctoral			Research Doctoral			Specialist			Total		
	Female	Male	Total	Female	Male	Total	Female	Male	Total	Female	Male	Total	Female	Male	Total	Female	Male	Total
Allied Health	100	39	139	21	2	23	7	7	14	0	0	0	0	0	0	128	48	176
Architecture	8	39	47	14	8	22	0	0	0	0	0	0	0	0	0	22	47	69
Arts & Sciences	322	196	518	105	47	152	0	0	0	1	0	1	7	0	7	435	243	678
Business & Industry	110	90	200	32	23	55	0	0	0	0	0	0	0	0	0	142	113	255
CESTA	21	47	68	2	2	4	0	0	0	0	0	0	0	0	0	23	49	72
Education	47	18	65	33	11	44	0	0	0	5	3	8	0	0	0	85	32	117
Environmental Sciences	2	3	5	3	0	3	0	0	0	2	1	3	0	0	0	7	4	11
FAMU/FSU Engineering	14	22	36	3	6	9	0	0	0	0	2	2	0	0	0	17	30	47
Journalism	60	39	99	1	0	1	0	0	0	0	0	0	0	0	0	61	39	100
Law	0	0	0	0	0	0	89	56	145	0	0	0	0	0	0	89	56	145
Nursing	65	6	71	5	0	5	0	0	0	0	0	0	0	0	0	70	6	76
Pharmacy	0	0	0	19	4	23	97	43	140	1	1	2	0	0	0	117	48	165
Total	749	499	1,248	238	103	341	193	106	299	9	7	16	7	0	7	1,196	715	1,911



Degrees Awarded by Schools and Colleges (2008-09)

School/College	Bachelor			Master			Professional Doctoral			Research Doctoral			Specialist			Total		
	Female	Male	Total	Female	Male	Total	Female	Male	Total	Female	Male	Total	Female	Male	Total	Female	Male	Total
Allied Health	133	36	169	20	5	25	9	2	11	0	0	0	0	0	0	162	43	205
Architecture	17	51	68	2	9	11	0	0	0	0	0	0	0	0	0	19	60	79
Arts & Sciences	350	192	542	49	32	81	0	0	0	0	0	0	4	1	5	403	225	628
Business & Industry	157	139	296	53	37	90	0	0	0	0	0	0	0	0	0	210	176	386
CESTA	24	43	67	0	0	0	0	0	0	0	0	0	0	0	0	24	43	67
Education	54	14	68	26	11	37	0	0	0	4	1	5	0	0	0	84	26	110
Environmental Sciences	5	1	6	1	0	1	0	0	0	1	0	1	0	0	0	7	1	8
FAMU/FSU Engineering	10	36	46	0	4	4	0	0	0	1	5	6	0	0	0	11	45	56
Journalism	58	48	106	1	2	3	0	0	0	0	0	0	0	0	0	59	50	109
Law	0	0	0	0	0	0	106	54	160	0	0	0	0	0	0	106	54	160
Nursing	72	3	75	2	0	2	0	0	0	0	0	0	0	0	0	74	3	77
Pharmacy	0	0	0	15	2	17	78	38	116	6	1	7	0	0	0	99	41	140
Total	880	563	1,443	169	102	271	193	94	287	12	7	19	4	1	5	1,258	7,67	2,025



Degrees Awarded by Schools and Colleges (2007-08)

School/College	Bachelor			Master			Professional Doctoral			Research Doctoral			Specialist			Total		
	Female	Male	Total	Female	Male	Total	Female	Male	Total	Female	Male	Total	Female	Male	Total	Female	Male	Total
Allied Health	100	36	136	19	6	25	0	0	0	0	0	0	0	0	0	119	42	161
Architecture	26	39	65	3	6	9	0	0	0	0	0	0	0	0	0	29	45	74
Arts & Sciences	397	216	613	37	37	74	0	0	0	0	2	2	6	3	9	440	258	698
Business & Industry	156	126	282	46	22	68	0	0	0	0	0	0	0	0	0	202	148	350
CESTA	18	31	49	4	0	4	0	0	0	0	0	0	0	0	0	22	31	53
Education	82	22	104	27	9	36	0	0	0	1	0	1	0	0	0	110	31	141
Environmental Sciences	3	3	6	1	0	1	0	0	0	3	0	3	0	0	0	7	3	10
FAMU/FSU Engineering	16	39	55	0	3	3	0	0	0	0	4	4	0	0	0	16	46	62
Journalism	75	42	117	2	1	3	0	0	0	0	0	0	0	0	0	77	43	120
Law	0	0	0	0	0	0	67	55	122	0	0	0	0	0	0	67	55	122
Nursing	64	5	69	1	0	1	0	0	0	0	0	0	0	0	0	65	5	70
Pharmacy	0	0	0	17	4	21	114	36	150	1	0	1	0	0	0	132	40	172
Total	937	559	1,496	157	88	245	181	91	272	5	6	11	6	3	9	1,286	747	2,033



Degrees Awarded by Schools and Colleges (2006-07)

School/College	Bachelor			Master			Professional Doctoral			Research Doctoral			Specialist			Total		
	Female	Male	Total	Female	Male	Total	Female	Male	Total	Female	Male	Total	Female	Male	Total	Female	Male	Total
Allied Health	96	29	125	14	1	15	0	0	0	0	0	0	0	0	0	110	30	140
Architecture	14	38	52	11	6	17	0	0	0	0	0	0	0	0	0	25	44	69
Arts & Sciences	346	208	554	74	23	97	0	0	0	0	5	5	14	0	14	434	236	670
Business & Industry	142	107	249	54	25	79	0	0	0	0	0	0	0	0	0	196	132	328
CESTA	19	37	56	2	4	6	0	0	0	0	0	0	0	0	0	21	41	62
Education	80	17	97	29	8	37	0	0	0	8	2	10	0	0	0	117	27	144
Environmental Sciences	4	1	5	2	1	3	0	0	0	3	1	4	0	0	0	9	3	12
FAMU/FSU Engineering	12	35	47	2	4	6	0	0	0	1	3	4	0	0	0	15	42	57
Journalism	68	28	96	0	0	0	0	0	0	0	0	0	0	0	0	68	28	96
Law	0	0	0	0	0	0	44	48	92	0	0	0	0	0	0	44	48	92
Nursing	46	2	48	5	0	5	0	0	0	0	0	0	0	0	0	51	2	53
Pharmacy	0	0	0	20	3	23	78	25	103	5	1	6	0	0	0	103	29	132
Total	827	502	1,329	213	75	288	122	73	195	17	12	29	14	0	14	1,193	662	1,855



Degrees Awarded by School/College, by Program Category

Degree Level	Program CIP	Program Name	2006-07	2007-08	2008-09	2009-10	2010-11
College of Arts and Sciences							
Bachelor	050201	African-American Studies	3	4	2	4	2
Bachelor	110101	Computer and Information Sciences	39	34	26	16	27
Bachelor	131302	Art Education	1	0	1	0	1
Bachelor	131305	English Education	7	3	8	2	1
Bachelor	131311	Mathematics Education	2	7	3	0	3
Bachelor	131312	Music Education	9	13	7	10	4
Bachelor	131316	Science Education	1	2	0	0	1
Bachelor	131317	Social Science Education	5	2	5	3	7
Bachelor	160901	French	1	3	1	0	0
Bachelor	160905	Spanish	12	3	7	1	5
Bachelor	230101	English	17	16	19	24	18
Bachelor	260101	Biology	53	49	51	50	49
Bachelor	270101	Mathematics	13	3	5	3	4
Bachelor	389999	Philosophy & Religion	5	4	5	7	8
Bachelor	400501	Chemistry	20	19	17	8	10
Bachelor	400801	Physics	1	1	4	2	5
Bachelor	420101	Psychology	75	104	79	88	77
Bachelor	430104	Bachelor of Criminal Justice	123	144	139	120	145
Bachelor	440701	Social Work	29	24	30	42	38
Bachelor	450601	Economics	28	34	25	22	15
Bachelor	451001	Political Science	67	90	62	71	63



Degrees Awarded by School/College, by Program Category

Degree Level	Program CIP	Program Name	2006-07	2007-08	2008-09	2009-10	2010-11
College of Arts and Sciences (cont)							
Bachelor	451101	Sociology	22	29	21	17	30
Bachelor	500501	Theatre	6	9	10	10	13
Bachelor	500702	Fine Arts	4	6	1	3	3
Bachelor	500901	Music	0	0	0	4	3
Bachelor	500903	Music Performance	5	0	2	1	1
Bachelor	500910	Jazz Studies	2	2	4	0	2
Bachelor	540101	History	4	8	8	10	17
Master	110101	Computer and Information Sciences	2	4	4	2	6
Master	260101	Biology	0	1	3	3	1
Master	400501	Chemistry	6	6	7	7	7
Master	400801	Physics	1	0	2	2	1
Master	422802	Community Psychology	1	8	1	11	12
Master	422805	School Psychology	24	8	8	8	1
Master	440701	Social Work	18	7	14	17	16
Master	450101	Social Sciences	45	40	42	102	88
Doctoral	400801	Physics	5	2	0	1	1
Specialist	422805	School Psychology	14	9	5	7	4
Total			670	698	628	678	689
School of Allied Health Sciences							
Bachelor	510000	Health Science	54	83	73	53	103
Bachelor	510701	Health Care Administration	39	24	46	50	46



Degrees Awarded by School/College, by Program Category

Degree Level	Program CIP	Program Name	2006-07	2007-08	2008-09	2009-10	2010-11
School of Allied Health Sciences (cont)							
Bachelor	510706	Health Information Management	20	19	28	29	27
Bachelor	510908	Cardiopulmonary Science	2	10	22	7	9
Bachelor	512306	Occupational Therapy	10	0	0	0	0
Master	510701	Health Care Administration	9	9	8	9	10
Master	512306	Occupational Therapy	0	6	9	14	14
Master	512308	Physical Therapy	6	10	8	0	2
Professional	512308	Physical Therapy	0	0	11	14	13
Total			140	161	205	176	224

School of Architecture

Bachelor	040201	Architecture	52	65	68	47	47
Master	040201	Architecture	12	5	11	15	6
Master	040601	Master of Landscape Architecture	5	4	0	7	7
Total			69	74	79	69	60

College of Agriculture and Food Sciences

Bachelor	010000	Agricultural Science	10	10	12	17	9
Bachelor	010102	Agribusiness	10	9	10	7	15
Bachelor	010605	Landscape Design & Mgmt	2	1	5	9	3
Bachelor	010701	International Agriculture and Business	0	1	3	0	1
Bachelor	140301	Biological & Agricultural System Engineering	5	1	3	2	1
Bachelor	150201	Civil Engineering Tech	4	3	6	10	7
Bachelor	150303	Electronic Engineering Tech	9	6	13	7	8



Degrees Awarded by School/College, by Program Category

Degree Level	Program CIP	Program Name	2006-07	2007-08	2008-09	2009-10	2010-11
College of Agriculture and Food Sciences (cont)							
Bachelor	150613	Manufacturing Engineering Tech	0	1	0	0	0
Bachelor	151001	Construction Engineering Tech	16	17	15	16	13
Master	010000	Agricultural Science	6	4	0	4	5
Doctoral	260702	Doctor of Philosophy in Entomology	0	0	0	0	2
Total			62	53	67	72	64

School of the Environment

Bachelor	030104	Environmental Science	5	6	6	5	2
Master	030104	Environmental Science	3	1	1	3	3
Doctoral	030104	Environmental Science	4	3	1	3	2
Total			12	10	8	11	7

College of Education

Bachelor	131202	Elementary Education	75	64	47	38	34
Bachelor	131210	Pre-Kindergarten/ Primary Education	2	8	4	3	1
Bachelor	131303	Business Education	5	15	7	13	7
Bachelor	131314	Physical Education	15	17	10	11	16
Master	130401	Educational Leadership	5	10	24	23	11
Master	131199	Counselor Education	14	12	7	7	10
Master	131201	Adult Education	2	0	0	1	2
Master	131202	Elementary Education	7	4	1	7	1
Master	131205	Secondary Education	0	0	1	0	0
Master	131305	English Education	0	1	1	2	1
Master	131311	Mathematics Education	1	6	0	1	1



Degrees Awarded by School/College, by Program Category

Degree Level	Program CIP	Program Name	2006-07	2007-08	2008-09	2009-10	2010-11
College of Education (cont)							
Master	131314	Physical Education	6	3	2	2	12
Master	131317	Social Science Education	0	0	1	0	2
Master	131320	Industrial Arts and Technology Education	2	0	0	1	2
Doctoral	130401	Educational Leadership	10	1	5	8	3
Total			144	141	110	117	103

FAMU/FSU College of Engineering

Bachelor	140701	Chemical Engineering	5	3	2	3	3
Bachelor	140801	Civil Engineering	2	9	5	11	13
Bachelor	140901	Computer Engineering	9	7	10	0	2
Bachelor	141001	Electrical Engineering	11	16	14	8	4
Bachelor	141901	Mechanical Engineering	12	8	9	5	4
Bachelor	143501	Industrial Engineering	8	12	6	9	6
Master	140501	Biomedical Engineering	0	0	1	0	0
Master	140701	Chemical Engineering	0	0	0	1	0
Master	140801	Civil Engineering	0	0	0	3	1
Master	141001	Electrical Engineering	1	0	0	2	1
Master	141901	Mechanical Engineering	3	1	0	0	1
Master	143501	Industrial Engineering	2	2	3	3	2
Doctoral	140701	Chemical Engineering	1	0	0	0	1
Doctoral	140801	Civil Engineering	0	1	2	0	0
Doctoral	141001	Electrical Engineering	1	1	2	2	1



Degrees Awarded by School/College, by Program Category

Degree Level	Program CIP	Program Name	2006-07	2007-08	2008-09	2009-10	2010-11
FAMU/FSU College of Engineering (cont)							
Doctoral	141901	Mechanical Engineering	0	1	2	0	2
Doctoral	143501	Industrial Engineering	2	1	0	0	0
Total			57	62	56	47	41
School of Journalism and Graphic Communication							
Bachelor	090401	Journalism	41	42	46	36	37
Bachelor	090902	Public Relations	32	49	29	36	39
Bachelor	500409	Graphic Design	16	21	24	21	29
Bachelor	500499	Graphic Communications	7	5	7	6	6
Master	090401	Journalism	0	3	3	1	1
Total			96	120	109	100	112
College of Law							
Professional	220101	Juris Doctor	92	122	160	145	160
School of Nursing							
Bachelor	513801	Nursing	48	69	75	71	71
Master	513801	Nursing	5	1	2	5	4
Total			53	70	77	76	75
College of Pharmacy and Pharmaceutical Sciences							
Master	512099	Pharmaceutical Sciences	7	3	1	3	3
Master	512201	Public Health	16	18	16	20	10



Degrees Awarded by School/College, by Program Category

Degree Level	Program CIP	Program Name	2006-07	2007-08	2008-09	2009-10	2010-11
College of Pharmacy and Pharmaceutical Sciences (cont)							
Doctoral	512099	Pharmaceutical Sciences	6	1	5	1	8
Doctoral	512201	Public Health	0	0	2	1	2
Professional	512001	Doctor of Pharmacy	103	150	116	140	139
Total			132	172	140	165	162
School of Business and Industry							
Bachelor	520201	Business Administration	204	243	262	160	154
Bachelor	520301	Accounting	45	39	34	40	35
Master	520201	Business Administration	79	68	90	55	50
Total			328	350	386	255	239
Grand Total			1,855	2,033	2,025	1,911	1,936



Degrees Awarded by School/College, by Degree Type, by Ethnic Origin (2010-11)

Degree Level	Program Name	Black	White	Hispanic	Asian	Am-Indian	Non Res. Alien	Multiple Races	All
College of Arts and Sciences									
Bachelor	050201-African-American Studies	2	0	0	0	0	0	0	2
Bachelor	110101-Computer and Information Sciences	27	0	0	0	0	0	0	27
Bachelor	131302- Art Education	1	0	0	0	0	0	0	1
Bachelor	131305- English Education	1	0	0	0	0	0	0	1
Bachelor	131311- Mathematics Education	3	0	0	0	0	0	0	3
Bachelor	131312- Music Education	4	0	0	0	0	0	0	4
Bachelor	131316- Science Education	1	0	0	0	0	0	0	1
Bachelor	131317- Social Science Education	6	1	0	0	0	0	0	7
Bachelor	160905- Spanish	3	0	0	1	0	1	0	5
Bachelor	230101- English	18	0	0	0	0	0	0	18
Bachelor	260101-Biology	48	0	1	0	0	0	0	49
Bachelor	270101- Mathematics	3	0	0	0	0	1	0	4
Bachelor	389999- Philosophy & Religion	8	0	0	0	0	0	0	8
Bachelor	400501-Chemistry	9	1	0	0	0	0	0	10
Bachelor	400801-Physics	4	1	0	0	0	0	0	5
Bachelor	420101- Psychology	74	0	1	0	0	2	0	77
Bachelor	430104-Bachelor of Criminal Justice	142	2	1	0	0	0	0	145
Bachelor	440701-Social Work	38	0	0	0	0	0	0	38
Bachelor	450601- Economics	14	0	0	1	0	0	0	15



Degrees Awarded by School/College, by Degree Type, by Ethnic Origin (2010-11)

Degree Level	Program Name	Black	White	Hispanic	Asian	Am-Indian	Non Res.	Multiple	All
College of Arts and Sciences (cont)									
Bachelor	451001- Political Science	61	0	1	0	0	1	0	63
Bachelor	451101- Sociology	29	0	0	0	1	0	0	30
Bachelor	500501- Theatre	12	1	0	0	0	0	0	13
Bachelor	500702- Fine Arts	3	0	0	0	0	0	0	3
Bachelor	500901- Music	3	0	0	0	0	0	0	3
Bachelor	500903- Music Performance	1	0	0	0	0	0	0	1
Bachelor	500910- Jazz Studies	2	0	0	0	0	0	0	2
Bachelor	540101- History	16	1	0	0	0	0	0	17
Master	110101-Computer and Information Sciences	3	0	0	0	0	3	0	6
Master	260101-Biology	1	0	0	0	0	0	0	1
Master	400501-Chemistry	7	0	0	0	0	0	0	7
Master	400801-Physics	0	0	0	0	0	1	0	1
Master	420401- Community Psychology	12	0	0	0	0	0	0	12
Master	421701-School Psychology	1	0	0	0	0	0	0	1
Master	440701-Social Work	16	0	0	0	0	0	0	16
Master	450101-Social Sciences	88	0	0	0	0	0	0	88
Doctoral	400801-Physics	1	0	0	0	0	0	0	1
Specialist	421701-School Psychology	4	0	0	0	0	0	0	4
Total		666	7	4	2	1	9	0	689



Degrees Awarded by School/College, by Degree Type, by Ethnic Origin (2010-11)

Degree Level	Program Name	Black	White	Hispanic	Asian	Am-Indian	Non Res. Alien	Multiple Races	All
School of Allied Health Sciences									
Bachelor	510000- Health Science	100	0	1	1	0	0	1	103
Bachelor	510701-Health Care Administration	44	1	1	0	0	0	0	46
Bachelor	510706- Health Information Management	26	1	0	0	0	0	0	27
Bachelor	510908- Cardiopulmonary Science	9	0	0	0	0	0	0	9
Master	510701-Health Care Administration	10	0	0	0	0	0	0	10
Master	512306- Occupational Therapy	14	0	0	0	0	0	0	14
Master	512308-Physical Therapy	2	0	0	0	0	0	0	2
Professional	512308-Physical Therapy	11	1	0	0	0	1	0	13
Total		216	3	2	1	0	1	1	224

School of Architecture									
Bachelor	040201-Architecture	33	7	2	2	0	3	0	47
Master	040201-Architecture	5	1	0	0	0	0	0	6
Master	040601-Master of Landscape Architecture	4	2	1	0	0	0	0	7
Total		42	10	3	2	0	3	0	60

College of Agriculture and Food Sciences

Bachelor	010000- Agricultural Science	5	3	1	0	0	0	0	9
Bachelor	010102- Agribusiness	13	2	0	0	0	0	0	15
Bachelor	010605- Landscape Design & Mgmt	2	1	0	0	0	0	0	3
Bachelor	010701- International Agriculture and Business	1	0	0	0	0	0	0	1



Degrees Awarded by School/College, by Degree Type, by Ethnic Origin (2010-11)

Degree Level	Program Name	Black	White	Hispanic	Asian	Am-Indian	Non Res.	Multiple	All
College of Agriculture and Food Sciences (cont)									
Bachelor	140301- Biological & Agricultural System Engineering	1	0	0	0	0	0	0	1
Bachelor	150201- Civil Engineering Tech	6	1	0	0	0	0	0	7
Bachelor	150303- Electronic Engineering Tech	8	0	0	0	0	0	0	8
Bachelor	151001- Construction Engineering Tech	11	1	1	0	0	0	0	13
Master	010000- Agricultural Science	1	0	1	0	0	3	0	5
Doctoral	260702-Doctor of Philosophy in Entomology	1	0	0	0	0	1	0	2
Total		49	8	3	0	0	4	0	64

School of the Environment

Bachelor	030104-Environmental Science	2	0	0	0	0	0	0	2
Master	030104-Environmental Science	2	0	0	0	0	1	0	3
Doctoral	030104-Environmental Science	1	0	0	0	0	1	0	2
Total		5	0	0	0	0	2	0	7

College of Education

Bachelor	131202-Elementary Education	32	1	0	0	1	0	0	34
Bachelor	131210-Pre-Kindergarten/ Primary Education	1	0	0	0	0	0	0	1
Bachelor	131303-Business Education	7	0	0	0	0	0	0	7
Bachelor	131314-Physical Education	13	1	0	0	0	2	0	16
Master	130401-Educational Leadership	11	0	0	0	0	0	0	11



Degrees Awarded by School/College, by Degree Type, by Ethnic Origin (2010-11)

Degree Level	Program Name	Black	White	Hispanic	Asian	Am-Indian	Non Res.	Multiple	All
College of Education (cont)									
Master	131199-Counselor Education	9	0	1	0	0	0	0	10
Master	131201-Adult Education	2	0	0	0	0	0	0	2
Master	131202-Elementary Education	1	0	0	0	0	0	0	1
Master	131305- English Education	1	0	0	0	0	0	0	1
Master	131311- Mathematics Education	1	0	0	0	0	0	0	1
Master	131314-Physical Education	12	0	0	0	0	0	0	12
Master	131317- Social Science Education	2	0	0	0	0	0	0	2
Master	131320-Industrial Arts and Technology Education	2	0	0	0	0	0	0	2
Doctoral	130401-Educational Leadership	3	0	0	0	0	0	0	3
Total		97	2	1	0	1	2	0	103

FAMU/FSU College of Engineering

Bachelor	140701-Chemical Engineering	3	0	0	0	0	0	0	3
Bachelor	140801-Civil Engineering	11	1	1	0	0	0	0	13
Bachelor	140901- Computer Engineering	2	0	0	0	0	0	0	2
Bachelor	141001-Electrical Engineering	4	0	0	0	0	0	0	4
Bachelor	141901-Mechanical Engineering	2	0	1	1	0	0	0	4
Bachelor	143501-Industrial Engineering	6	0	0	0	0	0	0	6
Master	140801-Civil Engineering	1	0	0	0	0	0	0	1
Master	141001-Electrical Engineering	0	0	0	0	0	1	0	1
Master	141901-Mechanical Engineering	1	0	0	0	0	0	0	1



Degrees Awarded by School/College, by Degree Type, by Ethnic Origin (2010-11)

Degree Level	Program Name	Black	White	Hispanic	Asian	Am-Indian	Non Res.	Multiple	All
FAMU/FSU College of Engineering (cont)									
Master	143501-Industrial Engineering	1	0	0	0	0	1	0	2
Doctoral	140701-Chemical Engineering	1	0	0	0	0	0	0	1
Doctoral	141001-Electrical Engineering	1	0	0	0	0	0	0	1
Doctoral	141901-Mechanical Engineering	1	0	0	0	0	1	0	2
Total		34	1	2	1	0	3	0	41

School of Journalism and Graphic Communication

Bachelor	090401-Journalism	35	1	0	1	0	0	0	37
Bachelor	090902- Public Relations	38	1	0	0	0	0	0	39
Bachelor	500409- Graphic Design	26	2	1	0	0	0	0	29
Bachelor	500499- Graphic Communications	5	1	0	0	0	0	0	6
Master	090401-Journalism	0	1	0	0	0	0	0	1
Total		104	6	1	1	0	0	0	112

College of Law

Professional	220101-Juris Doctor	79	58	18	4	1	0	0	160
--------------	---------------------	----	----	----	---	---	---	---	-----

School of Nursing

Bachelor	511601-Nursing	69	0	1	1	0	0	0	71
Master	511601-Nursing	4	0	0	0	0	0	0	4
Total		73	0	1	1	0	0	0	75



Degrees Awarded by School/College, by Degree Type, by Ethnic Origin (2010-11)

Degree Level	Program Name	Black	White	Hispanic	Asian	Am-Indian	Non Res.	Multiple	All
College of Pharmacy and Pharmaceutical Sciences									
Master	512099-Pharmaceutical Sciences	3	0	0	0	0	0	0	3
Master	512201-Public Health	10	0	0	0	0	0	0	10
Doctoral	512099-Pharmaceutical Sciences	6	1	0	0	0	1	0	8
Doctoral	512201-Public Health	1	1	0	0	0	0	0	2
Professional	512001-Doctor of Pharmacy	106	16	5	11	1	0	0	139
Total		126	18	5	11	1	1	0	162
School of Business and Industry									
Bachelor	520201-Business Administration	150	0	2	0	1	0	1	154
Bachelor	520301- Accounting	34	0	0	0	0	1	0	35
Master	520201-Business Administration	45	1	0	0	0	4	0	50
Total		229	1	2	0	1	5	1	239
Grand Total		1,720	114	42	23	5	30	2	1,936



Degrees Awarded by School/College, by Degree Type, by Gender (2010-11)

Degree Level	Program	Male	Female	All
College of Arts and Sciences				
Bachelor	050201-African-American Studies	1	1	2
Bachelor	110101-Computer and Information Sciences	20	7	27
Bachelor	131302- Art Education	0	1	1
Bachelor	131305- English Education	0	1	1
Bachelor	131311- Mathematics Education	1	2	3
Bachelor	131312- Music Education	3	1	4
Bachelor	131316- Science Education	1	0	1
Bachelor	131317- Social Science Education	4	3	7
Bachelor	160905- Spanish	1	4	5
Bachelor	230101- English	6	12	18
Bachelor	260101-Biology	13	36	49
Bachelor	270101- Mathematics	3	1	4
Bachelor	389999- Philosophy & Religion	2	6	8
Bachelor	400501-Chemistry	1	9	10
Bachelor	400801-Physics	2	3	5
Bachelor	420101- Psychology	15	62	77
Bachelor	430104-Bachelor of Criminal Justice	65	80	145
Bachelor	440701-Social Work	5	33	38
Bachelor	450601- Economics	10	5	15
Bachelor	451001- Political Science	29	34	63
Bachelor	451101- Sociology	14	16	30
Bachelor	500501- Theatre	3	10	13
Bachelor	500702- Fine Arts	3	0	3



Degrees Awarded by School/College, by Degree Type, by Gender (2010-11)

Degree Level	Program	Male	Female	All
College of Arts and Sciences (cont)				
Bachelor	500901- Music	2	1	3
Bachelor	500903- Music Performance	1	0	1
Bachelor	500910- Jazz Studies	2	0	2
Bachelor	540101- History	9	8	17
Master	110101-Computer and Information Sciences	5	1	6
Master	260101-Biology	1	0	1
Master	400501-Chemistry	1	6	7
Master	400801-Physics	1	0	1
Master	422802- Community Psychology	3	9	12
Master	422805-School Psychology	0	1	1
Master	440701-Social Work	1	15	16
Master	450101-Social Sciences	31	57	88
Doctoral	400801-Physics	0	1	1
Specialist	422805-School Psychology	1	3	4
Total		260	429	689

School of Allied Health Sciences

Bachelor	510000- Health Science	29	74	103
Bachelor	510701-Health Care Administration	11	35	46
Bachelor	510706- Health Information Management	4	23	27
Bachelor	510908- Cardiopulmonary Science	3	6	9
Master	510701-Health Care Administration	4	6	10
Master	512306- Occupational Therapy	4	10	14



Degrees Awarded by School/College, by Degree Type, by Gender (2010-11)

Degree Level	Program	Male	Female	All
School of Allied Health Sciences (cont)				
Master	512308-Physical Therapy	0	2	2
Professional	512308-Physical Therapy	8	5	13
Total		63	161	224
School of Architecture				
Bachelor	040201-Architecture	34	13	47
Master	040201-Architecture	5	1	6
Master	040601-Master of Landscape Architecture	6	1	7
Total		45	15	60
College of Agriculture and Food Sciences				
Bachelor	010000- Agricultural Science	3	6	9
Bachelor	010102- Agribusiness	12	3	15
Bachelor	010605- Landscape Design & Mgmt	2	1	3
Bachelor	010701- International Agriculture and Business	0	1	1
Bachelor	140301- Biological & Agricultural Syetem Engineering	0	1	1
Bachelor	150201- Civil Engineering Tech	6	1	7
Bachelor	150303- Electronic Engineering Tech	7	1	8
Bachelor	151001- Construction Engineering Tech	12	1	13
Master	010000- Agricultural Science	4	1	5
Doctoral	260702-Doctor of Philosophy in Entomology	1	1	2
Total		47	17	64



Degrees Awarded by School/College, by Degree Type, by Gender (2010-11)

Degree Level	Program	Male	Female	All
School of the Environment				
Bachelor	030104-Environmental Science	0	2	2
Master	030104-Environmental Science	1	2	3
Doctoral	030104-Environmental Science	1	1	2
Total		2	5	7
College of Education				
Bachelor	131202-Elementary Education	4	30	34
Bachelor	131210-Pre-Kindergarten/ Primary Education	0	1	1
Bachelor	131303-Business Education	1	6	7
Bachelor	131314-Physical Education	12	4	16
Master	130401-Educational Leadership	3	8	11
Master	131199-Counselor Education	1	9	10
Master	131201-Adult Education	0	2	2
Master	131202-Elementary Education	0	1	1
Master	131305- English Education	0	1	1
Master	131311- Mathematics Education	1	0	1
Master	131314-Physical Education	8	4	12
Master	131317- Social Science Education	0	2	2
Master	131320-Industrial Arts and Technology Education	1	1	2
Doctoral	130401-Educational Leadership	1	2	3
Total		32	71	103



Degrees Awarded by School/College, by Degree Type, by Gender (2010-11)

Degree Level	Program	Male	Female	All
FAMU/FSU College of Engineering				
Bachelor	140701-Chemical Engineering	1	2	3
Bachelor	140801-Civil Engineering	11	2	13
Bachelor	140901- Computer Engineering	2	0	2
Bachelor	141001-Electrical Engineering	3	1	4
Bachelor	141901-Mechanical Engineering	4	0	4
Bachelor	143501-Industrial Engineering	6	0	6
Master	140801-Civil Engineering	1	0	1
Master	141001-Electrical Engineering	1	0	1
Master	141901-Mechanical Engineering	0	1	1
Master	143501-Industrial Engineering	1	1	2
Doctoral	140701-Chemical Engineering	1	0	1
Doctoral	141001-Electrical Engineering	1	0	1
Doctoral	141901-Mechanical Engineering	2	0	2
Total		34	7	41
School of Journalism and Graphic Communication				
Bachelor	090401-Journalism	12	25	37
Bachelor	090902- Public Relations	10	29	39
Bachelor	500409- Graphic Design	19	10	29
Bachelor	500499- Graphic Communications	2	4	6
Master	090401-Journalism	0	1	1
Total		43	69	112



Degrees Awarded by School/College, by Degree Type, by Gender (2010-11)

Degree Level	Program	Male	Female	All
College of Law				
Professional	220101-Juris Doctor	61	99	160
School of Nursing				
Bachelor	513801-Nursing	4	67	71
Master	513801-Nursing	1	3	4
Total		5	70	75
College of Pharmacy and Pharmaceutical Sciences				
Master	512099-Pharmaceutical Sciences	2	1	3
Master	512201-Public Health	3	7	10
Doctoral	512099-Pharmaceutical Sciences	6	2	8
Doctoral	512201-Public Health	0	2	2
Professional	512001-Doctor of Pharmacy	53	86	139
Total		64	98	162
School of Business and Industry				
Bachelor	520201-Business Administration	68	86	154
Bachelor	520301- Accounting	18	17	35
Master	520201-Business Administration	17	33	50
Total		103	136	239
Grand Total		759	1,177	1,936

