



*Florida A & M University
2010-2011 Fact Book*

**Faculty
and
Staff**

Table of Contents

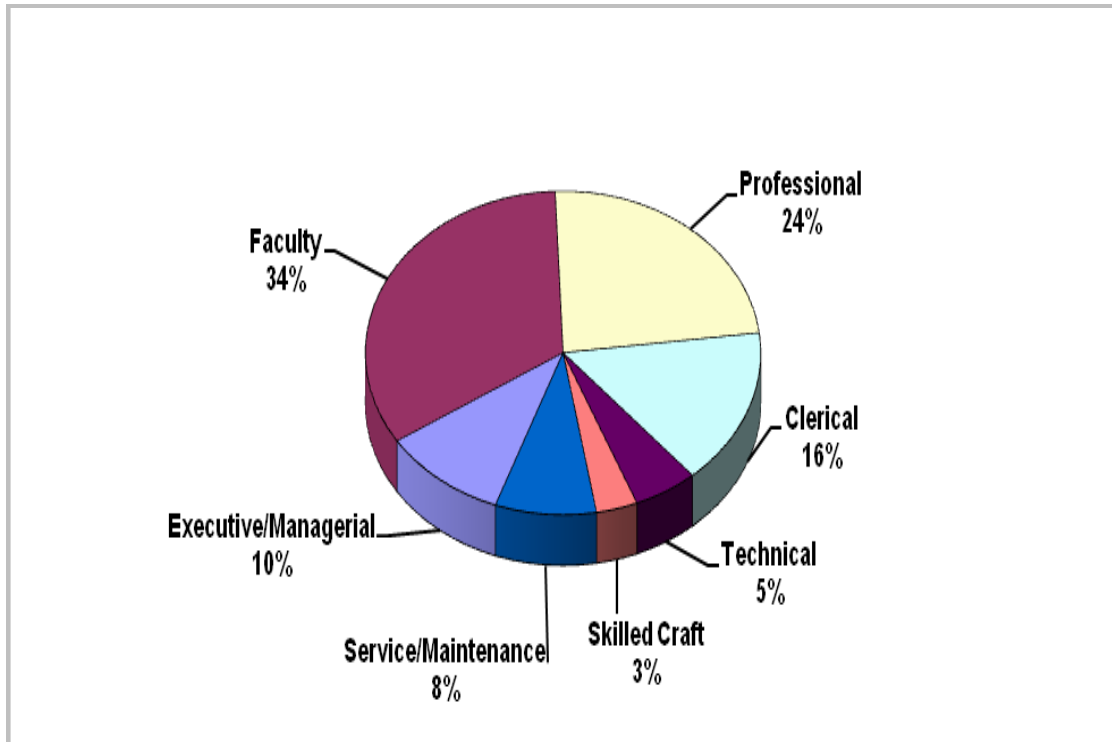
Faculty and Staff

Percentage of University Employees by Occupational Activity Code, 2010-2011	3
Percentage of University Employees by Budget Entity Code, 2010-2011	4
University Employees by Budget Entity, by Gender, 2010-2011	4
Percentage of University Employees by Ethnic Origin, 2010-2011	5
University Employees by Class Code, by Gender, 2010-2011	6-11
Percentage of Full-Time Instructional Faculty by Ethnic Origin, 2010-2011	12
Percentage of Full-time Instructional Faculty by Gender, 2010-2011	13
Percentage of Full-time Instructional Faculty by Tenure Status, 2010-2011	14
Full-time Instructional Faculty by Faculty Rank and Budgeted Weeks of Activity, 2010-2011	15
Full-time Instructional Faculty Average Salary by Rank and Budgeted Weeks of Activity, 2010-2011	15
Full-time Instructional Faculty by Rank and Highest Degree Earned, 2010-2011	16
Average Age of Full-time Instructional Faculty by Rank, 2010-2011	17
Full-time Instructional Faculty Average Number of Years Employed, 2010-2011	17

Source: Fall 2010 University Employee File



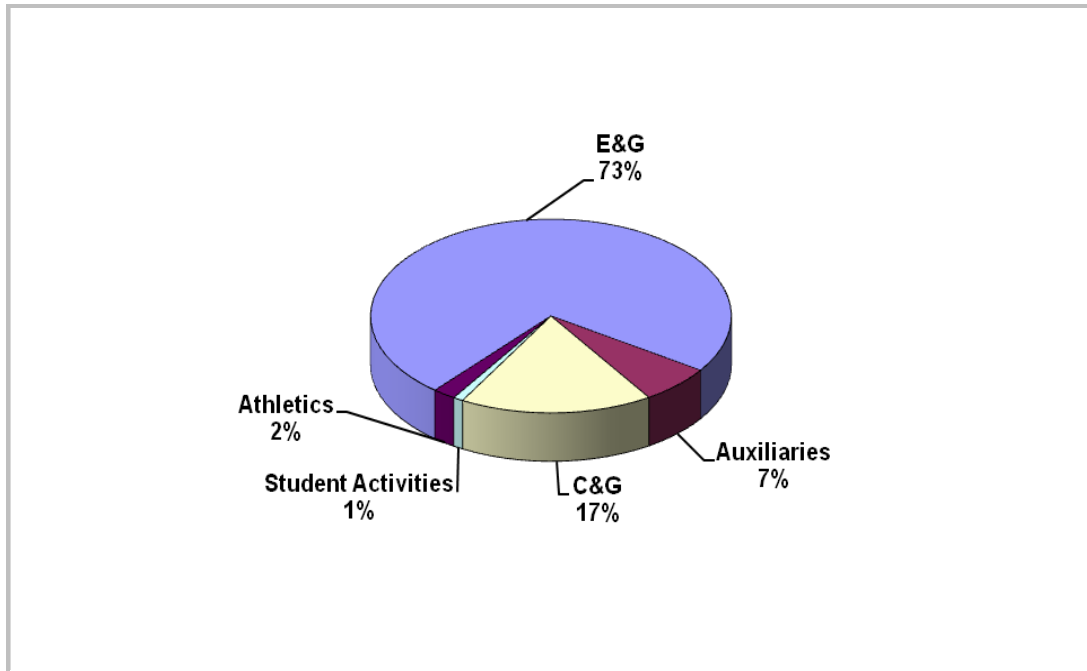
Percentage of University Employees by Occupational Activity Code 2010-2011



Occupational Activity Code	Female	Male	Total
Executive/Managerial	115	79	194
Faculty	300	333	633
Professional Non-Faculty	265	182	447
Clerical/Secretarial	262	33	295
Technical/Paraprofessional	48	51	99
Skilled Crafts	0	64	64
Service/Maintenance	60	96	156
Total	1,050	838	1,888



Percentage of University Employees by Budget Entity 2010-2011

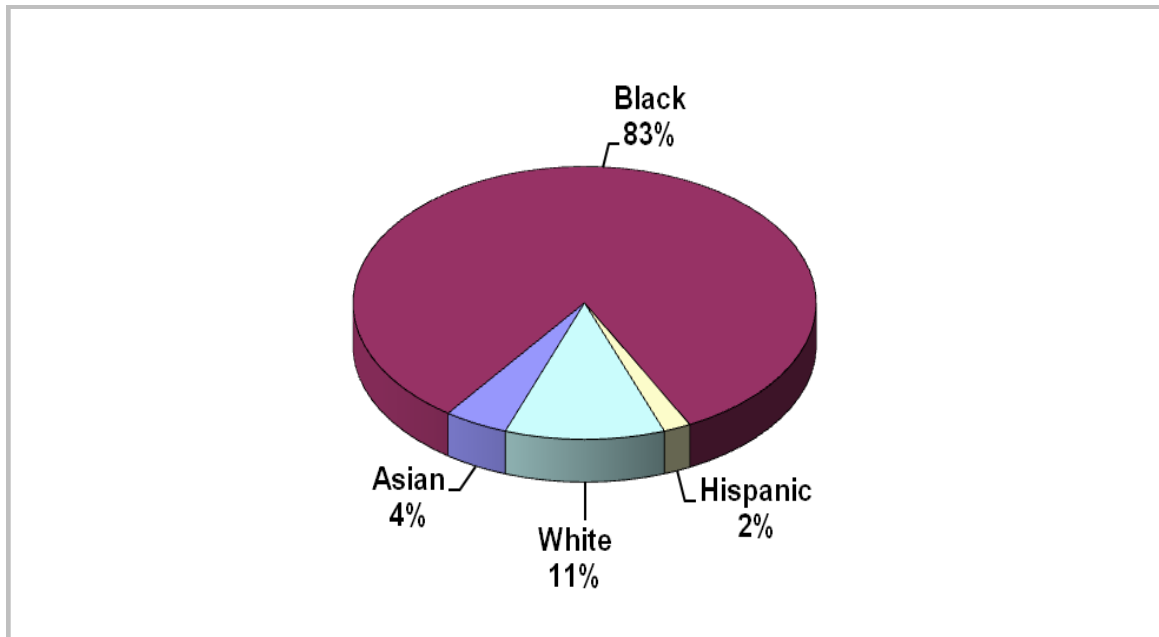


University Employees by Budget Entity, Gender 2010-2011

Budget Entity	Female	Male	Total
Educational and General (E&G)	734	651	1,385
Auxiliaries	82	39	121
Contract and Grants (C&G)	213	113	326
Student Activities (including Financial Aid)	6	11	17
Athletics	15	24	39
Total	1,050	838	1,888



Percentage of University Employees by Ethnic Origin 2010-2011



Note: Amer. Indian < 1%

Occupational Activity	Asian	Black	Hispanic	Amer. Indian	White	Total
Executive/Managerial	5	175	2	0	12	194
Faculty	36	467	14	1	115	633
Professional Non-Faculty	37	360	6	1	43	447
Clerical/Secretarial	1	274	10	1	9	295
Technical/Paraprofessional	0	81	2	1	15	99
Skilled Crafts	0	55	0	0	9	64
Service/Maintenance	5	142	2	0	7	156
Total	84	1,554	36	4	210	1,888



University Employees by Class Code, by Gender 2010-2011

Class Code	Class Code Title	Female	Male	Total
0003	CLERK	6	1	7
0004	SENIOR CLERK	6	3	9
0078	CLERK TYPIST	2	0	2
0102	SECRETARY	9	0	9
0108	SENIOR SECRETARY	23	0	23
0114	EXECUTIVE SECRETARY	10	0	10
0186	CASHIER	1	0	1
0261	TELEPHONE SYSTEMS OPERATOR	1	0	1
0264	TELEPHONE SYSTEMS OPER SUPV	1	0	1
0300	SENIOR UNIV POSTAL MANAGER	0	1	1
0705	OFFICE ASSISTANT	13	2	15
0710	ADMIN ASST	56	3	59
0715	SR ADMINISTRATIVE ASST	4	0	4
0716	OFFICE MANAGER	44	2	46
0809	PURCHASING AGENT	0	1	1
0815	SR PURCHASING AGENT	2	0	2
0918	STRKEEPER/RECV CLERK	1	4	5
0921	SR STRKEEPER/RECV CLERK	0	1	1
0928	STORES/RECEIVING MANAGER	0	3	3
0939	PROPERTY MANAGER	0	2	2
1006	PERSONNEL REP	4	0	4
1012	SR PERSONNEL REP	3	0	3
1306	CHILD CARE GROUP LEADER	3	0	3
1311	SR VOCATIONAL TRAINER	0	1	1
1415	FISCAL ASSISTANT	1	0	1
1418	SR FISCAL ASST	4	2	6
1427	ACCOUNTANT	5	0	5
1434	SENIOR ACCOUNTANT	2	2	4
2017	EIT - SUPPORT SPECIALIST	1	0	1
2020	COMPUTER OPERATOR	1	0	1
2031	TELECOMMUNICATIONS SPEC	0	2	2
2035	SR TELECOMM SPEC	0	1	1
2050	COMPUTER SUPPORT SPECIALIST	3	6	9
2052	SR COMPUTER SUPPORT SPEC	1	1	2
2056	COMPUTER SUPPORT ANALYST	0	2	2
2064	SR COMPUTER REPAIR TECHNICIAN	0	1	1
2102	COMP PROGRAMMER ANALYST	2	1	3
2130	EIT FIELD SERVICE TECHNICIAN	1	2	3
2401	GRANTS ASSISTANT	1	0	1
2415	SENIOR GRANTS SPECIALIST	4	0	4
3709	ART/PUBLICATION PRODUCTION SPC	1	0	1
3718	PRINT SHOP MANAGER	0	2	2
3721	SR ART/PUBL PROD SPECIALIST	0	2	2



University Employees by Class Code, by Gender 2010-2011

Class Code	Class Code Title	Female	Male	Total
3726	AUDIO-VISUAL SPECIALIST	0	2	2
3732	INFORMATION SPECIALIST	1	1	2
3781	BROADCAST SPECIALIST	1	3	4
4206	PROGRAM ASSISTANT	73	13	86
4245	SR UNIV UNION PROG SPEC	1	0	1
4252	ASSISTANT TICKET MANAGER	1	0	1
4262	FINANCIAL AID OFFICER	2	2	4
4264	SR FINANCIAL AID OFFICER	3	1	4
4274	ADMISSIONS/REGISTRAR OFFICER	6	0	6
4275	SR ADMISSIONS/REG OFFICER	3	1	4
4282	TEACHING LABORATORY SPECIALIST	0	1	1
4303	LIBRARY TECHNICAL ASSISTANT	7	5	12
4304	SR LIBRARY TECHNICAL ASSISTANT	13	5	18
4306	LIBRARY TECHNICAL ASST SUPV	2	0	2
4609	ENGINEERING TECHNICIAN	0	1	1
4611	RSCH ENGINEERING SUPPORT SPEC	0	1	1
4630	ENGINEER	0	1	1
4633	SENIOR ENGINEER	0	1	1
5017	LABORATORY TECHNICIAN	3	4	7
5027	SR LABORATORY TECHNICIAN	2	1	3
5033	BIOLOGICAL SCIENTIST	2	1	3
5035	SR BIOLOGICAL SCIENTIST	1	1	2
5039	SCIENTIFIC RESEARCH MANAGER	1	0	1
5082	LAB/SR STORES MANAGER	1	1	2
5083	SR TEACHING LAB SPEC	0	2	2
5121	RESEARCH PHYSICIST	0	2	2
5297	ADV REG NURSE PRACTITIONER	2	0	2
5518	HEALTH SUPPORT TECH	1	0	1
5521	SR. HEALTH SUPPORT TECHNICIAN	2	0	2
5522	CERTIFIED MEDICAL ASSISTANT	1	0	1
6213	FOOD SERVICE WORKER	2	0	2
6223	FOOD SERVICE MANAGER	0	1	1
6330	HVAC OPERATOR	0	3	3
6331	SR HVAC OPERATOR	0	5	5
6366	MOTOR VEHICLE OPERATOR	0	1	1
6367	SENIOR MOTOR VEHICLE OPER	0	5	5
6374	MAINTENANCE SUPPORT WORKER	0	7	7
6376	MAINTENANCE SUPERVISOR	0	8	8
6382	SR MAINTENANCE SUPERINTENDENT	0	1	1
6389	LABORER	0	4	4
6394	GROUNDSKEEPER	4	15	19
6395	SR GROUNDSKEEPER	0	4	4
6398	LANDSCAPING/GROUNDS SUPERINT	0	1	1
6423	LOCKSMITH	0	1	1



University Employees by Class Code, by Gender 2010-2011

Class Code	Class Code Title	Female	Male	Total
6426	PAINTER	0	5	5
6432	CARPENTER	0	2	2
6435	ROOFER	0	1	1
6441	PLUMBER	0	4	4
6444	ELECTRICIAN	0	5	5
6445	SENIOR ELECTRICIAN	0	1	1
6447	MASON	0	1	1
6452	SR. REFRIGERATION MECHANIC	0	8	8
6466	MAINTENANCE MECHANIC	0	10	10
6467	MAINTENANCE SPECIALIST	0	6	6
6516	MACHINIST	0	1	1
6526	CUSTODIAL WORKER	33	23	56
6527	SR CUSTODIAL WORKER	6	7	13
6529	SR CUSTODIAL SUPERVISOR	1	1	2
6532	ASST CUSTODIAL SRVCS SUPT	0	1	1
6533	CUSTODIAL SERVICES SUPT	1	0	1
6541	AUTO/MARINEEQUIP MECH SUPERVIS	0	1	1
6582	TELECOMMUNICATIONS SERV SPEC	0	1	1
7230	CONTROL/ALARM SYS TECHNICIAN	0	2	2
7235	ELECTRONIC TECH SUPV	0	1	1
7404	ASST LAB ANIMAL TECH	0	1	1
7407	SENIOR ANIMAL TECHNICIAN	1	1	2
7421	FINANCIAL SVCS OFFICER	2	1	3
7425	SR FINANCIAL SVCS OFFICER	2	0	2
7515	FARM MANAGER	0	2	2
7520	AGRICULTURAL ASSISTANT	0	2	2
7521	SR AGRICULTURAL ASSISANT	0	2	2
8410	POLICE SERVICE TECHNICIAN	2	3	5
8411	SR POLICE SERVICE TECH	0	1	1
8412	POLICE COMM OPERATOR	2	0	2
8413	SR POLICE COMM OPERATOR	1	0	1
8515	LAW ENFORCEMENT OFFICER	5	16	21
8517	LAW ENFORCEMENT CORPORAL	0	1	1
8519	LAW ENFORCEMENT SERGEANT	2	5	7
8522	LAW ENFORCEMENT LIEUTENANT	2	1	3
8541	LAW ENFORCEMENT INVEST	1	2	3
8724	SR ENVIRON HLTH AND SAF SPEC	0	1	1
8826	BUILDING SAFETY INSPECTOR	0	1	1
9001	PROFESSOR	53	121	174
9002	ASSOCIATE PROFESSOR	82	96	178
9003	ASSISTANT PROFESSOR	90	77	167
9004	INSTRUCTOR	48	33	81
9007	DISTINGUISHED SERVICE PROF	0	1	1
9017	UNIV SCHOOL ASSOC PROFESSOR	1	0	1



University Employees by Class Code, by Gender 2010-2011

Class Code	Class Code Title	Female	Male	Total
9018	UNIVERSITY SCHOOL ASST PROF	7	4	11
9019	UNIVERSITY SCHOOL INSTRUCTOR	22	7	29
9053	UNIVERSITY LIBRARIAN	4	1	5
9054	ASSOC UNIV LIBRARIAN	3	0	3
9055	ASST UNIV LIBRARIAN	2	1	3
9056	INSTRUCTOR LIBRARIAN	9	3	12
9115	COORDINATOR	6	1	7
9120	ASSOCIATE IN	3	0	3
9121	ASSISTANT IN	9	4	13
9123	EXTENSION AGENT III	0	1	1
9124	EXTENSION AGENT II	0	1	1
9125	EXTENSION AGENT I	0	3	3
9126	PROGRAM DIRECTOR	2	0	2
9166	RESEARCH ASSOCIATE	9	19	28
9173	COUNSELOR/ADVISOR	17	10	27
9178	INSTRUCTIONAL SPECIALIST	3	1	4
9199	FACULTY ADMINISTRATOR	22	7	29
9208	AUDIT SVCS/INVEST ADMIN	2	1	3
9210	ASSISTANT VP, HUMAN RESOURCES	1	0	1
9213	COOR, EQUAL OPP PROGRAMS	0	1	1
9215	COOR, HR/PERSONNEL REL	4	2	6
9217	EXECUTIVE ASSISTANT	8	2	10
9218	COORDINATOR, ACCOUNTING	8	4	12
9224	ADMINISTRATIVE COORDINATOR	2	0	2
9225	COORDINATOR, ADMIN SERVICES	24	8	32
9226	COORD, MANAGEMENT ANALYSIS	0	1	1
9232	COORDINATOR, ADM/REGISTRATION	2	2	4
9233	VICE PRES AUDIT & COMPLIANCE	0	1	1
9236	COOR, BUS AND FIN/AUX SERV	0	3	3
9238	COOR, ENVIRON HEALTH/SAFETY	1	3	4
9241	COORDINATOR, ACADEMIC PROGRAMS	6	2	8
9250	ASSOC DIR, RES PROG/SERV	1	1	2
9252	ASST DIR, UNIV COMPUTER SYSTEM	3	0	3
9253	VP PLN POL ANA AND INFO TECH	0	1	1
9257	VP ADMIN AFFAIRS	1	0	1
9258	COORDINATOR, BUDGETING	7	1	8
9259	VP STUDENT AFFAIRS	0	1	1
9264	VP, DEVELOPMENT	1	0	1
9269	ASSOC VP STUDENT AFFAIRS	1	2	3
9274	GENERAL COUNSEL	0	1	1
9277	COORD, CLINICAL PROGRAMS	1	1	2
9279	PHARMACIST	1	0	1
9280	PHARMACY MANAGER	4	1	5
9281	PROFESSIONAL ENGINEER	0	1	1
9282	COORDINATOR, STUDENT FIN AID	3	2	5



University Employees by Class Code, by Gender 2010-2011

Class Code	Class Code Title	Female	Male	Total
9284	ASST DIR. ADV/ALUMNI AFF.	1	0	1
9286	DIRECTOR MULTIPURPOSE FACILITY	0	1	1
9287	DIR, EDUCATIONAL/TRAINING PROG	0	1	1
9291	COOR EDUC/TRAINING PROG	5	0	5
9295	ASSISTANT CONTROLLER	5	0	5
9297	CONTROLLER	0	1	1
9298	ASSOCIATE CONTROLLER	3	0	3
9299	DIRECTOR, OPERATIONS ANALYSIS	0	1	1
9300	DIR CAREER DEVELOPMENT SERV	1	0	1
9303	DIRECTOR UNIV BUDGETS	2	0	2
9305	DIR UNIV REL/PUBLIC AFFAIRS	1	0	1
9306	ASSOC GENERAL COUNSEL	1	2	3
9307	COOR UNIV REL/PUBLIC AFFAIRS	0	2	2
9308	DIR ACAD SUPPORT SERV	3	0	3
9310	DIR ADVANCEMENT/ALUMNI AFFAIRS	5	2	7
9311	ASST DIR, BUS AND FIN/AUX SERV	0	1	1
9312	ASST DIR HUM RES/PERS REL	0	2	2
9314	COOR ADVANCEMENT/ALUMNI AFFAIR	3	2	5
9317	EXECUTIVE DIRECTOR	1	0	1
9318	ASSOC VP ADMIN AFFAIRS	0	1	1
9325	DIRECTOR PURCHASING	1	0	1
9327	ASST DIR. ACADEMIC SUP. SERV	2	0	2
9329	DIR RESEARCH PROGRAMS/SERVICES	2	0	2
9332	DIR,UNIV COMPUTER SYSTEMS	1	2	3
9334	SPECIALIST, COMPUTER RESEARCH	0	2	2
9335	COOR COMPUTER APPLICATIONS	6	14	20
9337	ASSOC DIR HUM RES/PERS REL	2	0	2
9338	DIR.,INSTITUTE.RESEARCH	0	1	1
9339	COORD, STATISTICAL RESEARCH	0	1	1
9340	DIR SAFETY AND SECURITY	0	1	1
9341	DIR ENVIRONMENT HEALTH/SAFE	0	1	1
9342	CREDENTIALING ANALYST	7	2	9
9343	DIRECTOR TELECOMMUNICATIONS	1	0	1
9344	DIR FACILITIES PLANNING	0	1	1
9345	ASSOC DIR FACILITIES PLANNING	1	1	2
9346	COORD, FACIL PLAN	1	4	5
9350	DIR, UNIVERSITY HOUSING	0	1	1
9351	ASSOC DIR,UNIV HOUSING	1	0	1
9353	DIR PHYSICAL PLANT	0	1	1
9355	UNIV REGISTRAR	1	0	1
9358	DIR, ADMISSIONS/REGISTRAR	2	0	2
9360	DIR HS AND/OR COMM COLL REL	2	0	2
9361	COOR HS AND/OR COMM COLL REL	2	2	4
9365	DIR URBAN POLICY & COMMERCE	0	1	1
9368	DIRECTOR, CONTINUING EDUCATION	1	0	1
9369	ASST DIR UNIV HOUSING	0	1	1



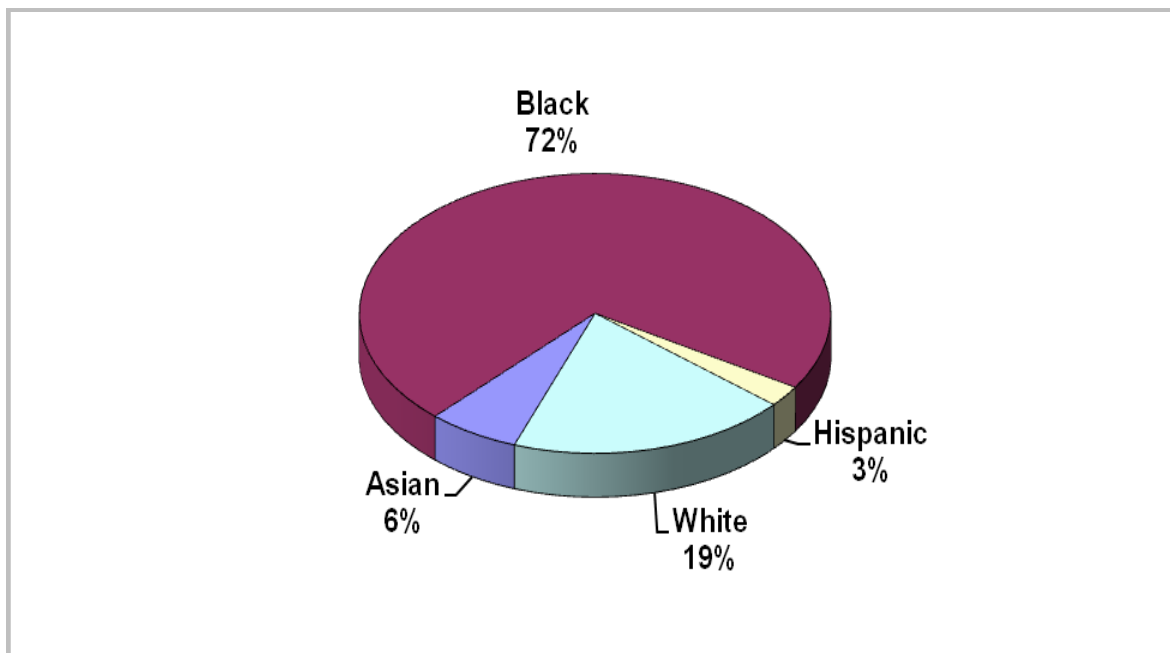
University Employees by Class Code, by Gender 2010-2011

Class Code	Class Code Title	Female	Male	Total
9370	COOR, CONTINUING EDUCATION	1	0	1
9375	ASST DIR STUDENT AFFAIRS	2	1	3
9381	MGR, INFORMATION SECURITY SVCS	0	1	1
9384	CREDENTIALING MANAGER	2	1	3
9386	BUSINESS/MANAGEMENT ANALYST	3	1	4
9387	ASST DIR, PHYSICAL PLANT	1	3	4
9388	COOR, INFO/PUBLICATIONS SERV	2	1	3
9391	ASSOC DIR SAFETY AND SECURITY	0	2	2
9396	COOR, ACADEMIC SUPPORT SERV	16	8	24
9397	ASST DIR ENVIRON HEALTH & SAFE	0	1	1
9409	DIRECTOR,RADIO/TV STATION	0	2	2
9413	ASSISTANT DIR INSTL RES	0	1	1
9414	ASST UNIVERSITY REGISTRAR	1	0	1
9420	ASSOCIATE DIRECTOR RESEARCH	2	0	2
9421	DIRECTOR STUDENT AFFAIRS	6	1	7
9422	ASSOC DIR STUDENT AFFAIRS	0	2	2
9427	COORDINATOR, STUDENT AFFAIRS	17	10	27
9428	DIR STUDENT FINANCIAL AID	1	0	1
9429	ASST DIR, STUDENT FIN AID	3	1	4
9437	ASST DIR ACADEMIC PROGRAM	1	0	1
9440	DIRECTOR STUDENT HLTH SERV	1	0	1
9444	COORD,RESEARCH PROG/SERV	11	5	16
9447	DIR, ENTERPRISE INFO TECHN LGY	0	1	1
9450	ASST DIR, CAREER DVPT SVCS	0	1	1
9459	BUSINESS MANAGER	4	0	4
9462	UNIVERSITY PHYSICIAN	1	0	1
9465	ASSOC DIR UNIV COMPUTER SYSTEM	3	3	6
9467	ASSISTANT ATHLETIC COACH	2	12	14
9469	HEAD ATHLETIC COACH	4	4	8
9470	DIR INTERCOLL ATHLETICS	0	1	1
9471	ASSOC DIR INTERCOLL ATHLETICS	0	1	1
9472	ASST DIR INTERCOLLEGIATE ATHL	2	0	2
9475	COOR, COMP SYSTEMS CNTRL	3	3	6
9476	COORDINATOR, INTERCOLL ATHL	3	1	4
9477	DIR, UNIV EQUAL OPP PROG	1	0	1
9478	SPECIALIST,COMPUTER SYS CNTRL	0	3	3
9482	ASSOC DIR, UNIV BUDGETS	1	0	1
9483	ATHLETIC TRAINER	3	1	4
9486	COORDINATOR, PHYSICAL PLANT	2	5	7
9488	COORDINATOR, PURCHASING	0	1	1
9493	ASSOC DIR STUD FIN AID	1	0	1
9496	ASST DIR EQUAL OPP PROGAMS	1	0	1

Total	1,050	838	1,888
--------------	--------------	------------	--------------



Percentage of Instructional Faculty by Ethnic Origin 2010-2011

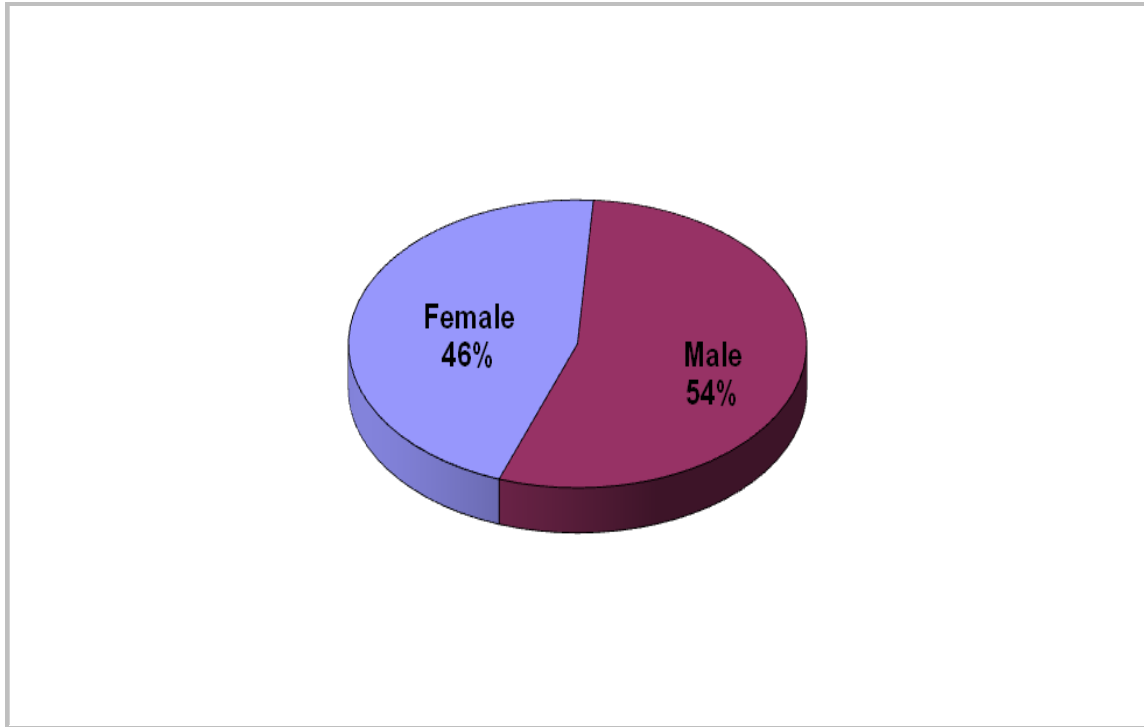


Note: Amer. Indian < 1%

Class Code	Class Code Title	Asian	Black	Hispanic	Amer. Indian	White	Total
9001	Professor	18	104	2	0	35	159
9002	Associate Professor	6	123	6	1	44	180
9003	Assistant Professor	11	130	5	0	19	165
9004	Instructor	1	55	1	0	12	69
Total		36	412	14	1	110	573



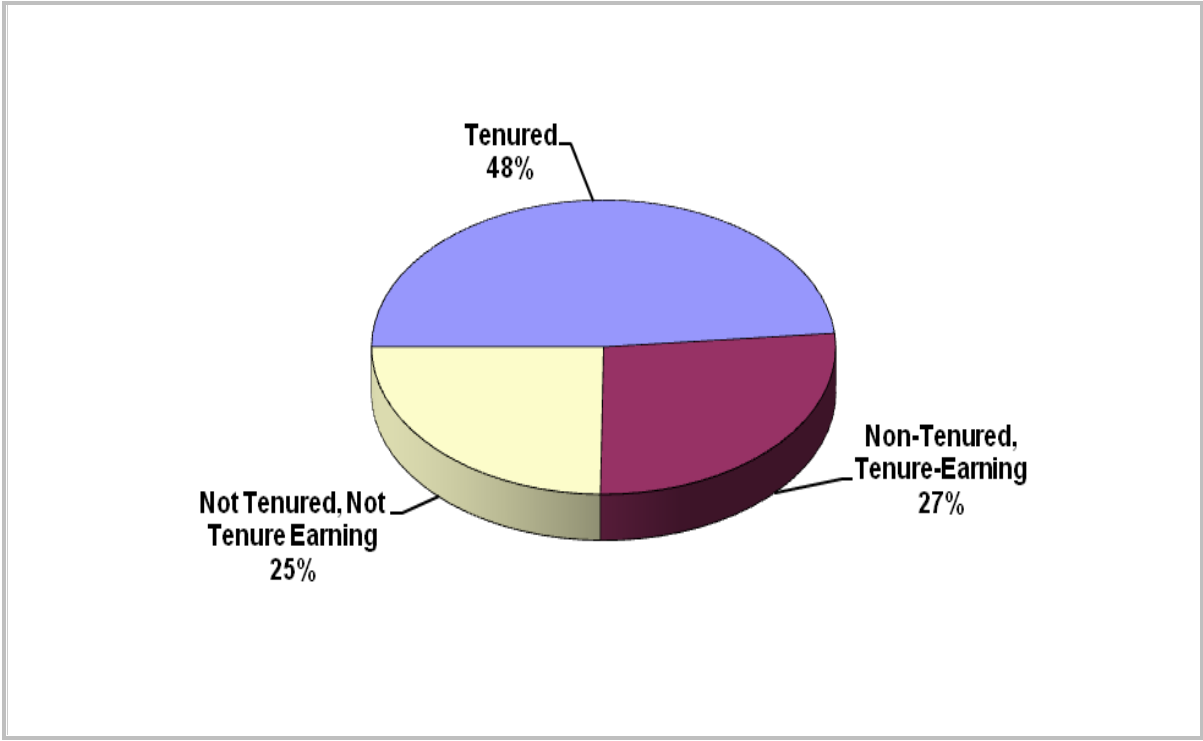
Percentage of Instructional Faculty by Gender 2010-2011



Rank	Female	% Female	Male	% Male	Total
Professor	47	29.6%	112	70.4%	159
Associate Professor	83	46.1%	97	53.9%	180
Assistant Professor	89	53.9%	76	46.1%	165
Instructor	42	60.9%	27	39.1%	69
Total	261	45.5%	312	54.5%	573



Percentage of Instructional Faculty by Tenure Status 2010-2011



Tenure Status	Female	Male	Total
Tenured	97	181	278
Non-Tenured, Tenure-Earning	92	61	153
Not Tenured, Not Tenure Earning	72	70	142
Total	261	312	573



Instructional Faculty by Faculty Rank and Budgeted Weeks of Activity 2010-2011

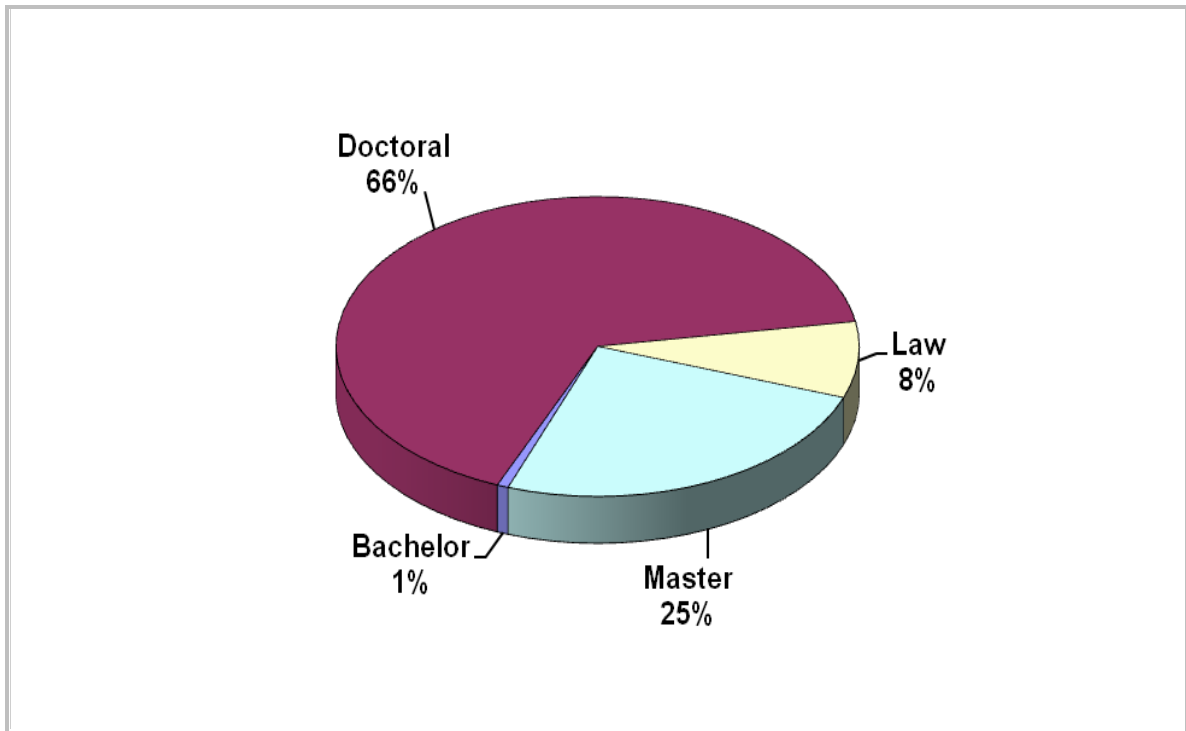
Class Code	Class Code Title	Budgeted Weeks	Female	Male	Total
9001	Professor	9-Month	29	56	85
		12-Month	18	56	74
9002	Associate Professor	9-Month	56	69	125
		12-Month	27	28	55
9003	Assistant Professor	9-Month	57	57	114
		12-Month	32	19	51
9004	Instructor	9-Month	25	17	42
		12-Month	17	10	27
Total			261	312	573

Instructional Faculty Average Salary by Rank and Budgeted Weeks of Activity 2010-2011

Class Code	Class Code Title	Budgeted Weeks	Female	Male	Total
9001	Professor	9-Month	\$86,087	\$89,083	\$88,061
		12-Month	\$99,301	\$105,635	\$104,094
9002	Associate Professor	9-Month	\$74,545	\$73,056	\$73,723
		12-Month	\$88,085	\$93,938	\$91,065
9003	Assistant Professor	9-Month	\$64,385	\$63,190	\$63,788
		12-Month	\$76,198	\$74,772	\$75,667
9004	Instructor	9-Month	\$52,175	\$58,009	\$54,537
		12-Month	\$60,214	\$58,170	\$59,457



Instructional Faculty by Rank and Highest Degree Earned 2010-2011



Class Code	Class Code Title	Bachelor	Doctoral	Law	Master	Total
9001	Professor	0	132	15	12	159
9002	Associate Professor	0	141	13	26	180
9003	Assistant Professor	0	98	10	57	165
9004	Instructor	4	7	9	48	68
Total		4	378	47	143	572*

*One high school degree for 9004

Average Age of Instructional Faculty by Rank 2010-2011

Class Code	Class Code Title	Average Age
9001	Professor	58
9002	Associate Professor	52
9003	Assistant Professor	43
9004	Instructor	45

Average Age

51

Average Number of Years Employed Instructional Faculty by Rank 2010-2011

Class Code	Class Code Title	Average # Years Employed
9001	Professor	16
9002	Associate Professor	12
9003	Assistant Professor	4
9004	Instructor	8

Average Number of Years Employed

10