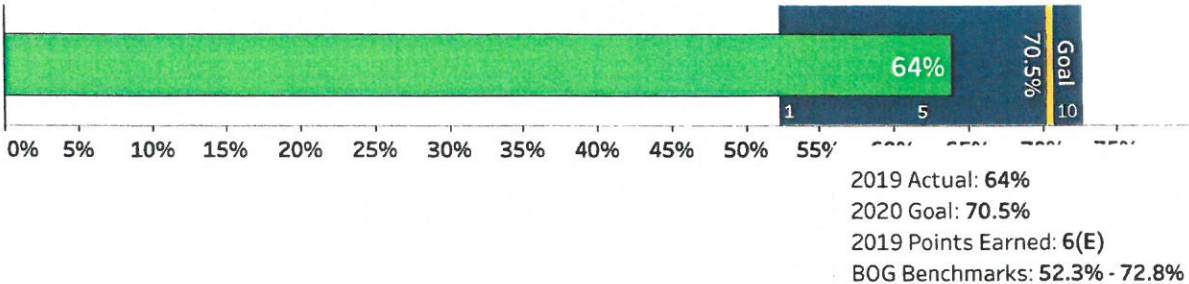



Performance Based Funding Metrics


Metric 1: Percent of Bachelor’s Graduates Employed (Earning \$25,000+) or Enrolled (1 Yr After Graduation)



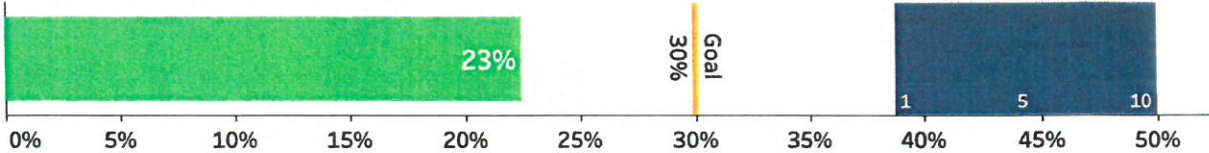
Metric 2: Median Wage of Bachelor’s Graduates Employed Full-Time One Year After Graduation



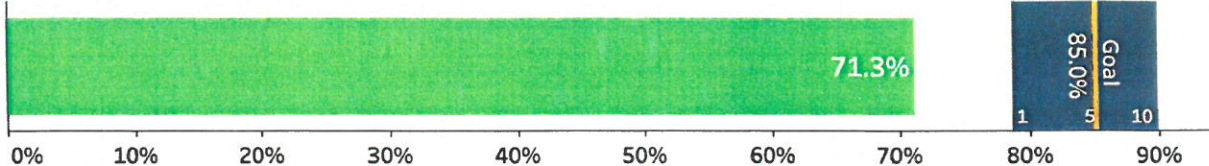
Metric 3: Cost to the Student Net Tuition & Fees for Resident Undergraduates per 120 Credit Hours



Metric 4: Four Year FTIC Graduation Rate

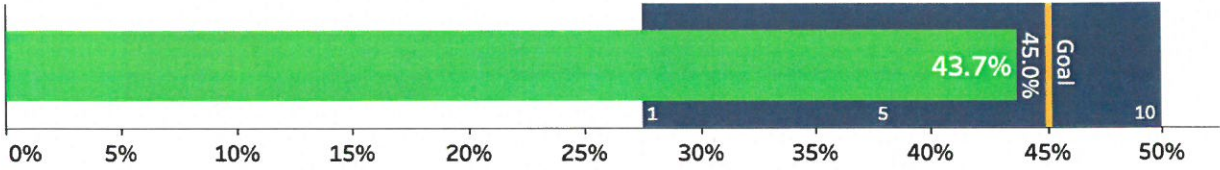


Metric 5: Academic Progress Rate 2nd Year Retention with GPA at 2.0 or Above

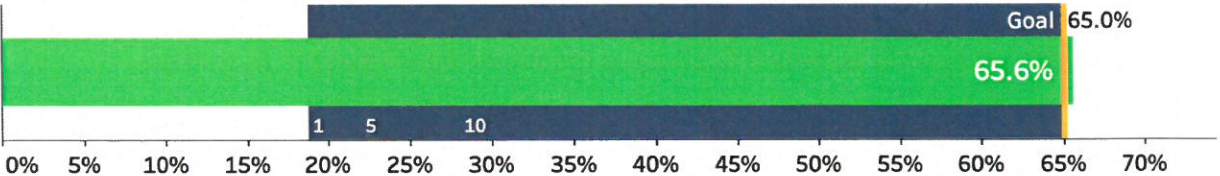


president.famu.edu, click on Goals, select BOT Annual PBF Dashboard

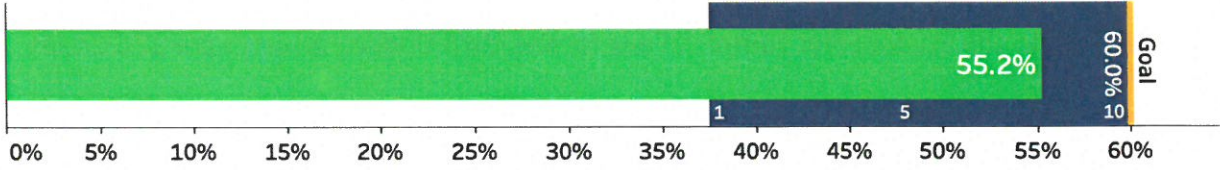
Metric 6: Bachelor's Degrees Awarded within Programs of Strategic Emphasis



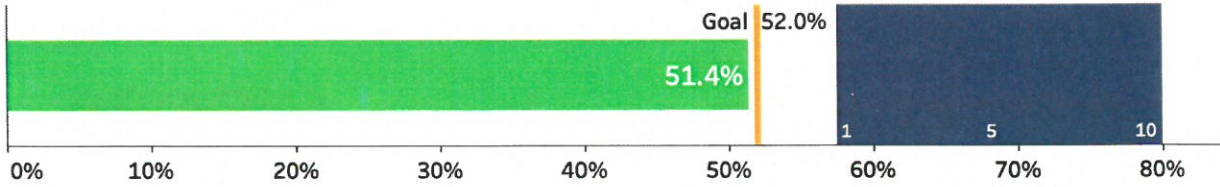
Metric 7: University Access Rate Percent of Undergraduates with a Pell-grant



Metric 8: Graduate Degrees Awarded within Programs of Strategic Emphasis



Metric 9: Percent of Bachelor's Degrees Without Excess Hours



Metric 10: Number of Bachelor's Degrees Awarded to Transfers with AA from FCS

